
UNITED STATES
SECURITIES AND EXCHANGE COMMISSION
Washington, D.C. 20549

FORM 10-K

Annual Report Pursuant to Section 13 or 15(d)
of the Securities Exchange Act of 1934

For the fiscal year ended
December 31, 2016

Commission File Number
1-7107

Louisiana-Pacific Corporation

(Exact name of registrant as specified in its charter)

Delaware
(State of Incorporation)

93-0609074
(I.R.S. Employer
Identification No.)

414 Union Street, Suite 2000
Nashville, TN 37219
(Address of principal executive offices)

615-986-5600
Registrant's telephone number
(including area code)

Securities registered pursuant to Section 12(b) of the Act:

<u>Title of Each Class</u>	<u>Name of Each Exchange on Which Registered</u>
Common Stock, \$1 par value	New York Stock Exchange
Preferred Stock Purchase Rights	New York Stock Exchange

Securities registered pursuant to Section 12(g) of the Act: None

Indicate by check mark if the registrant is a well-known seasoned issuer as defined in Rule 405 of the Securities Act. Yes No

Indicate by check mark if the registrant is not required to file reports pursuant to Section 13 or Section 15(d) of the Act. Yes No

Indicate by check mark whether the registrant (1) has filed all reports required to be filed by Section 13 or 15(d) of the Securities Exchange Act of 1934 during the preceding 12 months (or for such shorter period that the registrant was required to file such reports), and (2) has been subject to such filing requirements for the past 90 days. Yes No

Indicate by check mark whether the registrant has submitted electronically and posted on its corporate Web site, if any, every Interactive Data File required to be submitted and posted pursuant to Rule 405 of Regulation S-T (§ 232.405 of this chapter) during the preceding 12 months (or for such shorter period that the registrant was required to submit and post such files). Yes No

Indicate by check mark if disclosure of delinquent filers pursuant to Item 405 of Regulation S-K is not contained herein, and will not be contained, to the best of registrant's knowledge, in definitive proxy or information statements incorporated by reference in Part III of this Form 10-K or any amendment to this Form 10-K.

Indicate by check mark if the registrant is a large accelerated filer, an accelerated filer, a non-accelerated filer or a smaller reporting company. See definitions of "accelerated filer," "large accelerated filer" and "smaller reporting company" in Rule 12b-2 of the Exchange Act (Check one):

Large accelerated filer Accelerated filer Non-accelerated filer Smaller reporting company

Indicate by check mark whether the registrant is a shell company (as defined in Rule 12b-2 of the Exchange Act): Yes No

State the aggregate market value of the voting and non-voting common equity held by non-affiliates computed by reference to the price at which the common equity was sold, or the average bid and asked price of such common equity, as of the last business day of the registrant's most recently completed second fiscal quarter: \$2,451,423,154.

Indicate the number of shares outstanding of each of the registrant's classes of common stock as of the latest practicable date: 144,316,809 shares of Common Stock, \$1 par value, outstanding as of February 7, 2017.

Documents Incorporated by Reference
Definitive Proxy Statement for 2017 Annual Meeting: Part III

Except as otherwise specified and unless the context otherwise requires, references to "LP", the "Company", "we", "us", and "our" refer to Louisiana-Pacific Corporation and its subsidiaries.

ABOUT FORWARD-LOOKING STATEMENTS

Section 27A of the Securities Act of 1933 and Section 21E of the Securities Exchange Act of 1934 provide a “safe harbor” for forward-looking statements to encourage companies to provide prospective information about their businesses and other matters as long as those statements are identified as forward-looking and are accompanied by meaningful cautionary statements identifying important factors that could cause actual results to differ materially from those discussed in the statements. This report contains, and other reports and documents filed by us with the Securities and Exchange Commission (SEC) may contain, forward-looking statements. These statements are or will be based upon the beliefs and assumptions of, and on information available to, our management.

The following statements are or may constitute forward-looking statements: (1) statements preceded by, followed by or that include words like “may,” “will,” “could,” “should,” “believe,” “expect,” “anticipate,” “intend,” “plan,” “estimate,” “potential,” “continue” or “future” or the negative or other variations thereof and (2) other statements regarding matters that are not historical facts, including without limitation, plans for product development, forecasts of future costs and expenditures, possible outcomes of legal proceedings, capacity expansion and other growth initiatives and the adequacy of reserves for loss contingencies.

Factors that could cause actual results to differ materially from those expressed or implied by the forward-looking statements include, but are not limited to the following:

- changes in governmental fiscal and monetary policies and levels of employment;
- changes in general economic conditions;
- changes in the cost and availability of capital;
- changes in the level of home construction and repair activity;
- changes in competitive conditions and prices for our products;
- changes in the relationship between supply of and demand for building products;
- changes in the relationship between supply of and demand for raw materials, including wood fiber and resins, used in manufacturing our products;
- changes in the cost of and availability of energy, primarily natural gas, electricity and diesel fuel;
- changes in the cost of and availability of transportation;
- changes in other significant operating expenses;
- changes in exchange rates between the U.S. dollar and other currencies, particularly the Canadian dollar, Brazilian *real* and the Chilean *peso*;
- changes in general and industry-specific environmental laws and regulations;
- changes in tax laws, and interpretations thereof;
- changes in circumstances giving rise to environmental liabilities or expenditures;
- the resolution of existing and future product-related litigation and other legal proceedings;
- governmental gridlock and curtailment of government services and spending; and
- acts of public authorities, war, civil unrest, natural disasters, fire, floods, earthquakes, inclement weather and other matters beyond our control.

In addition to the foregoing and any risks and uncertainties specifically identified in the text surrounding forward-looking statements, any statements in the reports and other documents filed by us with the SEC that warn of risks or uncertainties associated with future results, events or circumstances identify important factors that could cause actual results, events and circumstances to differ materially from those reflected in the forward-looking statements.

ABOUT THIRD-PARTY INFORMATION

In this report, we rely on and refer to information regarding industry data obtained from market research, publicly available information, industry publications, U.S. government sources and other third parties. Although we believe the information is reliable, we cannot guarantee the accuracy or completeness of the information and have not independently verified it.

PART I

ITEM 1. *Business*

General

Our company, founded in 1973 and headquartered in Nashville, Tennessee, is a leading manufacturer of building products. As of December 31, 2016, we had approximately 4,800 employees. We currently operate 20 modern, strategically located facilities in the U.S. and Canada, two facilities in Chile and one facility in Brazil. We also operate facilities through a joint venture, for which we are the exclusive provider of product distribution for North America. Our products are used primarily in new home construction, repair and remodeling and outdoor structures. We believe that the homebuilding products industry presents significant growth opportunities over the long run, and we intend to continue pursuing these opportunities by delivering innovative, high-quality commodity and specialty building products to retail, wholesale, homebuilding and industrial customers. We utilize various tools, such as an enterprise resource planning system and Lean Six Sigma, to improve operational efficiency and productivity.

Our Overall Strategies

Continue to Grow Market Share and Capitalize on Strength in New Home Construction. We continue to strategically invest in our operations with the goal of maximizing profitability as the new home construction and repair and remodeling markets continue to strengthen. We believe the initiatives implemented and investments we have made during the past few years, and which we continue to make, have strengthened our market position and enhanced our ability to capture significant cash flow growth from continued improvement in the end markets we serve. We have also focused our sales and marketing efforts with the purpose of generating more sales of our products per housing start.

Generate High Value Added Sales Growth through Customer Focus and Innovation. Our marketing efforts target builders, industrial manufacturers and major home improvement retailers and focus on the features of our products. Our sales efforts target customers by channel and focus on providing these customers with quality service and a broad array of traditional and specialty building products. We continue to grow our high value add products to provide growing stable margins. Our facilities are strategically located in the United States, Canada and South America, allowing us to be closer to our customers and more responsive to end-user needs and trends. We prioritize quality service and continue to enhance our reputation for accurate deliveries on a timely basis. In addition, we continually seek to identify new specialty building products and markets where we can utilize our core competencies in the design, manufacturing and marketing of building products.

Improve Operating Efficiencies and Continue Focus on Cost Reductions and Portfolio Optimization. We have improved and continue to lower the cost structure of our facilities through our Lean Six Sigma efforts, the sale or closure of underperforming mills and manufacturing facilities, as well as investing in technology. Our Lean Six Sigma efforts continue to produce excellent returns from cost-savings and efficiency projects across our organization. We have also structured our management teams along product lines to enhance our ability to implement best manufacturing practices across operations. Given these initiatives and the strategic locations of many of our facilities, we believe that we are one of the lowest average delivered-cost producers of oriented strand board (OSB) in North America. We also employ a strategy of curtailing production at selected facilities, when appropriate, in order to meet customer demand, and optimize our portfolio and margins. As market conditions continue to change and improve, we plan to adapt our product mix, selectively invest in new technologies that modernize our manufacturing facilities, and develop improved manufacturing processes in order to enhance the quality and consistency of our earnings.

Continue to Grow Our Siding Segment and Expand Internationally in Order to Diversify Revenue Mix. We believe that we are currently the leading producer of treated engineered wood siding and, therefore, are poised to benefit from demand growth as it continues to displace alternative siding materials such as vinyl, wood and other materials. Furthermore, this segment is less sensitive to new housing market cyclicalities as over 50% of its demand comes from other markets including sheds, retail and the repair and remodeling end market. Our investments in South America will help us continue to satisfy the growing demand for structural panels in South America to support the growth of affordable housing. This growth in the Siding and South American segments will continue to diversify our revenue mix.

Pursue Selected Strategic Transactions. We evaluate on an ongoing basis various opportunities to participate in acquisitions of assets, businesses and activities that are complementary, and other strategic business combination transactions. We believe that our pursuit of these opportunities, if successful, could enable us to increase the size and scope of our businesses or joint ventures.

Business Segments

We operate in four segments: North America Oriented Strand Board (OSB); Siding; Engineered Wood Products (EWP); and South America. In general, our business results are affected by the level of housing starts; the level of home repairs; changes in industry capacity; changes in the prices we pay for raw materials and energy, and changes in foreign exchange rates (primarily the Canadian dollar, Chilean Peso and Brazilian Real).

OSB

Our OSB segment manufactures and distributes OSB structural panel products.

OSB is an innovative, affordable and environmentally friendly product made from wood strands arranged in layers and bonded with resin. OSB serves many of the same uses as plywood, including roof decking, sidewall sheathing and floor underlayment, but can be produced at a significantly lower cost. It is estimated for 2016 that OSB accounted for approximately 65% of the structural panel consumption in North America with plywood accounting for the remainder. We estimate that the overall North American structural panel market (based upon 2016 housing starts) was 32.5 billion square feet with the OSB market comprising an estimated 21.2 billion square feet of this market. Based upon our production in 2016 of 4.5 billion square feet (including OSB produced in our siding and EWP segments), we estimate that we account for 21% of the North American OSB market and 14% of the overall North American structural panel market. We believe we are a leading producer of commodity and value-added OSB in North America and are positioned to compete in all geographic markets.

To enhance our industry leading position in the OSB business, we plan to: (1) leverage our expertise in OSB to capitalize on new opportunities for revenue growth through value-added product lines; (2) deliver superior quality and service; (3) reduce costs and improve throughput and recovery by continuing to focus on efficiency, raw materials cost reductions and logistics; and (4) manage our capacity to meet our customers' expected needs for OSB.

Siding

Our siding offerings fall into two categories: SmartSide® siding products and related accessories; and CanExel siding and accessories and other related products. Our SmartSide® products consist of a full line of wood-based sidings, trim, soffit and fascia. These products have quality and performance characteristics similar to solid wood at more attractive prices due to lower raw material and production costs. Our CanExel siding and accessory product offerings include a number of pre-finished lap and trim products in a variety of patterns and textures. These products are used in new construction, repair and remodeling and outdoor structures such as sheds. We believe we are the largest producer of engineered wood siding. We believe we operate in diverse end markets with stable pricing.

Our strategy is to drive product innovation by utilizing our technological expertise in wood and wood composites to better address the needs of our customers. We intend to increase our product offerings and production capacity of higher margin, value-added products through the addition of lower cost plants or the conversion of OSB plants from commodity structural panel production to OSB-based exterior siding products.

Additionally, some amounts of commodity OSB are produced and sold in this segment.

Engineered Wood Products

Our EWP segment manufactures and distributes laminated veneer lumber (LVL), I-Joists, laminated strand lumber (LSL) and other related products. This segment also includes the sale of I-Joist produced by our joint venture with Resolute Forest Products and LVL sold under a contract manufacturing arrangement. We believe that in North America we are one of the top three producers (including our joint venture production) of I-Joists, LVL and LSL. A

plywood mill associated with our LVL operations in British Columbia and minor amounts of commodity OSB are also included in this segment. We believe that our engineered I-joists, which are used primarily in residential and commercial flooring and roofing systems and other structural applications, are stronger, lighter and straighter than conventional lumber joists. Our LVL and LSL are high-grade, value-added structural products used in applications where extra strength and quality is required, such as headers and beams.

Our strategy is to strengthen our brand name recognition in the EWP market by enhancing our product mix and quality, providing superior technical support to our customers and leveraging our sales and marketing relationships to cross-sell our EWP products. Additionally, we are seeking to drive costs down by rationalizing our production capacity across geographic areas and improving operating efficiencies in our manufacturing facilities.

South America

Our South American segment manufactures and distributes OSB and siding products in South America and certain export markets. This segment also distributes and sells related products to augment the transition to wood frame construction. We believe we are the only producer of OSB and siding in South America. We believe we are positioned to capitalize on the growing demand for wood-based residential construction in South America.

Other Products

Our other products category includes our remaining timber and timberlands, and other minor products, services and closed operations.

Sales, Marketing and Distribution

Our sales and marketing efforts are primarily focused on traditional two-step distribution, professional building products dealers, home centers, third-party wholesale buying groups and other retailers. The wholesale distribution channel includes a variety of specialized and broad-line wholesale distributors and dealers focused primarily on the supply of products for use by professional builders and contractors. The retail distribution channel includes large retail chains catering to the do-it-yourself (DIY) and repair and remodeling markets as well as smaller independent retailers.

Customers

We seek to maintain a broad customer base and a balanced approach to national distribution through both wholesale and retail channels. In 2016, our top ten customers accounted for approximately 41% of our sales. Our principal customers include the following:

- Wholesale distribution companies, which supply building materials to retailers on a regional, state or local basis;
- Two-step distributors, who provide building materials to smaller retailers, contractors and others;
- Building materials professional dealers, that specialize in sales to professional builders, remodeling firms and trade contractors that are involved in residential home construction and light commercial building;
- Retail home centers, that provide access to consumer markets with a broad selection of home improvement materials and increasingly serve professional builders, remodelers DIY, and trade contractors; and
- Shed producers, who design, construct and distribute prefabricated residential and light commercial structures, including fully manufactured, modular and panelized structures, for consumer and professional markets.

Seasonality

Our business is subject to seasonal variances, with demand for many of our products tending to be greater during the building season, which generally occurs in the second and third quarters in North America and the fourth and first quarters in South America. From time to time, we engage in promotional activities designed to stimulate

demand for our products, such as reducing our selling prices and providing extended payment terms, particularly at times when demand is otherwise relatively soft. We do this in an effort to better balance our inventory levels with demand, manage the logistics of our product shipments, allow our production facilities to run efficiently, be competitive, and/or obtain initial orders from customers.

Competitors / Competition

The building products industry is highly competitive. We compete internationally with several thousand forest and building products firms, ranging from very large, fully integrated firms to smaller enterprises that may manufacture only one or a few items. We also compete less directly with firms that manufacture substitutes for wood building products. Some competitors have substantially greater financial and other resources than we do that could, in some instances, give them a competitive advantage over us.

In terms of our commodity OSB, we compete based upon price, quality and availability of products. In terms of our specialty products, including EWP, siding and various value added OSB products, we compete based upon price, quality, and availability of products as well as performance features offered.

Raw Materials

Wood fiber is the primary raw material used in most of our operations, and the primary source of wood fiber is timber. The primary end-markets for timber harvested in the North America are manufacturers who supply: (1) the housing market, where it is used in the construction of new housing and the repair and remodeling of existing housing; (2) the pulp and paper market; (3) commercial and industrial markets; (4) export markets; and (5) emerging biomass energy production markets. The supply of timber is limited by the availability of timberlands and access to the fiber. The availability of timberlands, in turn, is limited by several factors, including forest management policies, alternate uses of land, and loss to urban or suburban real estate development. Because wood fiber is subject to commodity pricing, the cost of various types of timber that we purchase in the market has at times fluctuated greatly due to weather, governmental regulations / restrictions, economic or other industry conditions. However, our mills are generally in close proximity to large and diverse supplies of timber and have the ability to procure wood fiber at competitive prices.

In addition to wood fiber, we use significant quantities of various resins in our manufacturing processes. Resin product costs are influenced by changes in the prices of raw materials used to produce resin, primarily petroleum products and energy, as well as competing demand for resin products. Currently, we purchase the majority of our resin from three major suppliers and believe our relationships with those suppliers are good. However, there can be no assurance that pricing or availability of resins will not be impacted based upon competing demand.

While a large portion of our energy requirements are met at our plants through the energy produced from the conversion of wood waste, we also purchase substantial amounts of energy in our operations, primarily electricity and natural gas. Energy prices have experienced significant volatility in recent years, particularly in deregulated markets. We attempt to mitigate our exposure to energy price changes through the selective use of long-term supply agreements.

Environmental Compliance / Climate Change

Our operations are subject to many environmental laws and regulations governing, among other things, the discharge of pollutants and other emissions on or into land, water and air, the disposal of hazardous substances or other contaminants, the remediation of contamination and the restoration and reforestation of timberlands. In addition, certain environmental laws and regulations impose liability and responsibility on present and former owners, operators or users of facilities and sites for contamination at such facilities and sites without regard to causation or knowledge of contamination. Compliance with environmental laws and regulations can significantly increase the costs of our operations. In some cases, plant closures can result in more onerous compliance requirements becoming applicable to a facility or a site. Violations of environmental laws and regulations can subject us to additional costs and expenses, including defense costs and expenses and civil and criminal penalties.

We cannot assure you that the environmental laws and regulations to which we are subject will not become more stringent, or be more stringently implemented or enforced, in the future.

Changes in global or regional climate conditions and current or future governmental response to such changes at the international, U.S. federal and state levels, such as regulating and/or taxing the production of carbon dioxide and other “greenhouse gases” to facilitate the reduction of emissions into the atmosphere, and/or the imposition of taxes or other incentives to produce and use “cleaner” energy, may increase energy costs, limit harvest levels and impact our operations or our planned or future growth activities. Because our manufacturing operations depend upon significant amounts of energy and raw materials, these initiatives could have an adverse impact on our operations and profitability. Future legislation or regulatory activity in this area remains uncertain, and the impact on our operations is unclear at this time.

Our policy is to comply fully with all applicable environmental laws and regulations. We devote significant management attention to achieving full compliance. In addition, from time to time, we undertake construction projects for environmental control equipment or incur other environmental costs that extend an asset’s useful life, improve its efficiency or improve the marketability of certain properties.

Additional information concerning environmental matters is set forth under item 3, Legal Proceedings, and in Note 18 of the Notes to the consolidated financial statements included in item 8 of this report.

Employees

We employ approximately 4,800 people, about 1,100 of whom are members of unions, primarily in Canada, Chile and Brazil. We consider our relationship with our employees generally to be good. While we do not currently anticipate any work stoppages, there can be no assurance that work stoppages will not occur.

Available Information

We file annual reports on Form 10-K, quarterly reports on Form 10-Q, current reports on Form 8-K, proxy statements and other information with the SEC. Our SEC filings are available to the public over the internet at the SEC’s website at <http://www.sec.gov>. You may also read and copy any document we file at the SEC’s public reference room at 100 F Street, NE., Washington, D.C. 20549. You may obtain information on the operation of the SEC’s public reference room in Washington, D.C. by calling the SEC at 1-800-SEC-0330.

In addition, we will make available our annual reports on Form 10-K, quarterly reports on Form 10-Q, current reports on Form 8-K and amendments to those reports filed or furnished pursuant to Section 13(a) or 15(d) of the Exchange Act through our internet website at <http://www.lpcorp.com> as soon as reasonably practicable after we electronically file such material with, or furnish it to, the SEC.

Segment and Price Trend Data

The following table sets forth, for each of the last three years: (1) our production volumes and (2) the estimated average wholesale price of OSB sold in the United States. In addition, information concerning our: (1) net sales by business segment; (2) profit (loss) by business segment; (3) identifiable assets by segment; (4) depreciation and amortization by business segment ; (5) capital expenditures by business segment; and (6) geographic segment information is included at Note 23 of the Notes to the consolidated financial statements included in item 8 of this report and information concerning our sales by product line is included in item 7 of this report.

**Product Information Summary
For Years Ended December 31
(Amounts in millions, except per unit)**

	2016	2015	2014
PRODUCTION VOLUMES			
OSB, ³ / ₈ " basis, million square feet ⁽¹⁾	4,542	4,170	4,294
South America OSB, million cubic meters	484	458	485
Wood-based siding, ³ / ₈ " basis, million square feet	1,282	1,111	1,103
Engineered I-joists, million lineal feet ⁽²⁾	78	77	76
LVL and LSL, thousand cubic feet ⁽²⁾ ⁽³⁾	9,552	9,502	9,015
COMMODITY PRODUCT PRICE TRENDS⁽⁴⁾			
OSB, MSF, ⁷ / ₁₆ " span rating (North Central price)	\$ 269	\$ 208	\$ 218
OSB, MSF, ⁷ / ₁₆ " span rating (Western Canada price)	\$ 234	\$ 168	\$ 197
OSB, MSF, ⁷ / ₁₆ " span rating (Southwest price)	\$ 258	\$ 199	\$ 208

⁽¹⁾ Includes production at both our commodity and specialty mills in North America.

⁽²⁾ Includes purchases of products from joint ventures or purchased under contract manufacturing arrangements.

⁽³⁾ Includes LVL and LSL production which is used in the production of I-Joist as well as sold as end products.

⁽⁴⁾ Prices represent yearly averages stated in dollars per thousand square feet (MSF). Source: *Random Lengths*.

ITEM 1A. Risk Factors

You should be aware that the occurrence of any of the events described in this Risk Factors section and elsewhere in this report or in any other of our filings with the SEC could have a material adverse effect on our business, financial position, results of operations and cash flows. In evaluating us, you should consider carefully, among other things, the risks described below and the matters described in “About Forward-Looking Statements.”

Cyclical industry conditions have and may continue to adversely affect our financial condition and results of operations. Our operating results reflect the general cyclical pattern of the building products industry. Demand for our products correlates to a significant degree to the level of residential construction activity in North America, which historically has been characterized by significant cyclicity. This cyclicity is influenced by a number of factors, including the supply of new and existing homes on the market, the level of unemployment, longer-term interest rates, and mortgage foreclosure rates. The cyclicity is also influenced by the availability of mortgage financing, which is currently more restrictive than historical periods and which could be adversely affected by the implementation of one or more proposals to eliminate or reduce the mortgage market roles of or levels of support for government-sponsored enterprises such as Federal National Mortgage Association and the Federal Home Loan Mortgage Corporation. A significant increase in longer-term interest rates, a prolonged decline in the availability of mortgage financing, or the occurrence of other events that reduce levels of residential construction activity could have a material adverse effect on our financial condition, results of operations and cash flows. We are not able to predict with certainty market conditions for our products. A prolonged and severe weakness in the markets for one or more of our principal products could seriously harm our financial condition and results of operations and our ability to satisfy our cash requirements, including the payment of interest and principal on our debt.

We have a high degree of product concentration in OSB. OSB accounted for about 51%, 47% and 49% of our North American sales in 2016, 2015 and 2014 and we expect OSB sales to continue to account for a substantial portion of our revenues and profits in the future. Concentration of our business in the OSB market further increases our sensitivity to commodity pricing and price volatility. Historical prices for our commodity products have been volatile, and we, like other participants in the building products industry, have limited influence over the timing and extent of price changes for our products. Commodity product pricing is significantly affected by the relationship between supply and demand in the building products industry. Product supply is influenced primarily by fluctuations in available manufacturing capacity. Demand is affected by the state of the economy in general and a variety of other factors, including the level of new residential construction activity and home repair and remodeling activity, changes in the availability and cost of mortgage financing. In this competitive environment with so many variables for which we do not control, we cannot assure you that pricing for OSB will not decline from current levels.

Intense competition in the building products industry could prevent us from increasing or sustaining our net sales and profitability. The markets for our products are highly competitive. Our competitors range from very large, fully integrated forest and building products firms to smaller firms that may manufacture only one or a few types of products. We also compete less directly with firms that manufacture substitutes for wood building products. Many of our competitors have greater financial and other resources than we do, and certain of the mills operated by our competitors may be lower-cost producers than the mills operated by us.

Our results of operations may be harmed by potential shortages of raw materials and increases in raw material costs. The most significant raw material used in our operations is wood fiber. Wood fiber is subject to commodity pricing, which fluctuates on the basis of market factors over which we have no control. In addition, the cost of various types of wood fiber that we purchase in the market has at times fluctuated greatly because of governmental, economic or industry conditions, and may be affected by increased demand resulting from initiatives to increase the use of biomass materials in the production of heat, power, biobased products and biofuels. In addition to wood fiber, we also use a significant quantity of various resins in our manufacturing processes. Resin product costs are influenced by changes in the prices or availability of raw materials used to produce resins, primarily petroleum products, as well as demand for and availability of resin products. Selling prices of our products have not always increased in response to raw material cost increases. We are unable to determine to what extent, if any, we will be able to pass any future raw material cost increases through to our customers through product price increases.

Our inability to pass increased costs through to our customers could have a material adverse effect on our financial condition, results of operations and cash flows.

Many of the Canadian forestlands from which we obtain wood fiber also are subject to the constitutionally protected treaty or common-law rights of the aboriginal peoples of Canada. Most of British Columbia is not covered by treaties and, as a result, the claims of British Columbia's aboriginal peoples relating to forest resources are largely unresolved, although many aboriginal groups are actively engaged in treaty discussions with the governments of British Columbia and Canada. Final or interim resolution of claims brought by aboriginal groups are expected to result in additional restrictions on the sale or harvest of timber and may increase operating costs and affect timber supply and prices in Canada.

Our operations require substantial capital. Capital expenditures for expansion or replacement of existing facilities or equipment or to comply with future changes in environmental laws and regulations may be substantial. Although we maintain our production equipment with regular periodic and scheduled maintenance, we cannot assure you that key pieces of equipment in our various production processes will not need to be repaired or replaced or that we will not incur significant additional costs associated with environmental compliance. The costs of repairing or replacing such equipment and the associated downtime of the affected production line could have a material adverse effect on our financial condition, results of operations and cash flow. If for any reason we are unable to provide for our operating needs, capital expenditures and other cash requirements on economic terms, we could experience a material adverse effect on our business, financial condition, results of operations and cash flows.

Adverse weather conditions can have a significant impact on our operating results. Our business is sensitive to national and regional weather conditions and natural disasters. Inclement weather affects both our ability to produce and distribute our products. In past years, extreme weather conditions, including snow and ice storms, flood and wind damage, hurricanes, tornadoes, extreme rain and droughts, have caused delays and closures of varying lengths at our manufacturing plants located across the country. In addition, severe weather conditions can cause disruptions in deliveries of raw materials from our suppliers. Our customers sell our products in the repair and remodeling and new home construction markets. Construction activity, which drives demand for our products, decreases substantially during periods of cold weather, when it snows or when heavy or sustained rains fall. Such weather conditions can materially and adversely affect our operating results if they occur with unusual intensity, during abnormal periods, or last longer than usual, especially during peak construction periods.

Our pension and health care costs are subject to numerous factors that could cause these costs to change. We have defined benefit pension plans covering substantially all U.S. and Canadian employees. We provide retiree health care benefits to certain of our U.S. salaried and certain hourly employees. Our pension costs are dependent upon numerous pension plan provisions that are subject to interpretations and factors resulting from actual plan experience and assumptions of future experience. Pension plan assets are primarily made up of equity and fixed income investments. Fluctuations in actual equity market returns; changes in general interest rates and changes in the number of retirees may result in increased pension costs in future periods. Likewise, changes in assumptions regarding current discount rates and expected rates of return on plan assets could also change pension and health care costs. We are subject to market risk on pension plan assets as well as discount rates on long-term obligations. Significant adverse changes in the factors affecting our pension and health care costs could adversely affect our cash flows, financial condition and results of operations.

Our pension plans are currently underfunded, and over time we may be required to make cash payments to the plans, reducing the cash available for our business. We record a liability associated with our pension plans equal to the excess of the benefit obligation over the fair value of plan assets. The benefit liability recorded under the provisions of Accounting Standards Codification (ASC) 715, "Compensation—Retirement Benefits," at December 31, 2016 was \$92.0 million. Although we expect to contribute approximately \$10.0 million to \$12.0 million to our plans in 2017, we continually reassess the amount and timing of any discretionary contributions. Over the next several years we may make significant contributions to the plans. The amount of such contributions will depend upon a number of factors, principally the actual earnings and changes in values of plan assets and changes in interest rates.

We mostly depend on third parties for transportation services and increases in costs and the availability of transportation could materially and adversely affect our business and operations. Our business depends on the transportation of a large number of products, both domestically and internationally. We rely primarily on third parties for transportation of the products we manufacture and/or distribute as well as for delivery of our raw materials. In particular, a significant portion of the goods we manufacture and raw materials we use are transported by railroad or trucks, which are highly regulated. If any of our third-party transportation providers were to fail to deliver the goods we manufacture or distribute in a timely manner, we may be unable to sell those products at full value or at all. Similarly, if any of these providers were to fail to deliver raw materials to us in a timely manner, we may be unable to manufacture our products in response to customer demand. In addition, if any of these third parties were to cease operations or cease doing business with us, we may be unable to replace them at reasonable cost. Any failure of a third-party transportation provider to deliver raw materials or finished products in a timely manner could harm our reputation, negatively affect our customer relationships and have a material adverse effect on our financial condition and results of operations. In addition, an increase in transportation rates or fuel surcharges could materially and adversely affect our sales and profitability.

We are subject to significant environmental regulation and environmental compliance expenditures and liabilities. Our businesses are subject to many environmental laws and regulations, particularly with respect to discharges of pollutants and other emissions on or into land, water and air, and the disposal and remediation of hazardous substances or other contaminants and the restoration and reforestation of timberlands. Compliance with these laws and regulations is a significant factor in our business. We have incurred and expect to continue to incur significant expenditures to comply with applicable environmental laws and regulations. Moreover, some or all of the environmental laws and regulations to which we are subject could become more stringent in the future. Our failure to comply with applicable environmental laws and regulations and permit requirements could result in civil or criminal fines or penalties or enforcement actions, including regulatory or judicial orders enjoining or curtailing operations or requiring corrective measures, installation of pollution control equipment or remedial actions.

Some environmental laws and regulations impose liability and responsibility on present and former owners, operators or users of facilities and sites for contamination at such facilities and sites without regard to causation or knowledge of contamination. In addition, we occasionally evaluate various alternatives with respect to our facilities, including possible dispositions or closures. Investigations undertaken in connection with these activities may lead to discoveries of contamination that must be remediated, and closures of facilities may trigger compliance requirements that are not applicable to operating facilities. Consequently, we cannot assure you that existing or future circumstances or developments with respect to contamination will not require significant expenditures by us.

We are involved in various environmental matters, product liability and other legal proceedings. The outcome of these matters and proceedings and the magnitude of related costs and liabilities are subject to uncertainties. The conduct of our business involves the use of hazardous substances and the generation of contaminants and pollutants. In addition, the end-users of many of our products are members of the general public. We currently are or from time to time in the future may be involved in a number of environmental matters and legal proceedings, including legal proceedings involving anti-trust, warranty or non-warranty product liability claims, negligence and other claims, including claims for wrongful death, personal injury and property damage alleged to have arisen out of the use by others of our or our predecessors' products or the release by us or our predecessors of hazardous substances. Environmental matters and legal matters and proceedings, including class action settlements relating to certain of our products, have in the past caused and in the future may cause us to incur substantial costs. We have established contingency reserves in our consolidated financial statements with respect to the estimated costs of existing environmental matters and legal proceedings to the extent that our management has determined that such costs are both probable and reasonably estimable as to amount. However, such reserves are based upon various estimates and assumptions relating to future events and circumstances, all of which are subject to inherent uncertainties. We regularly monitor our estimated exposure to environmental and litigation loss contingencies and, as additional information becomes known, may change our estimates significantly. However, no estimate of the range of any such change can be made at this time. We may incur costs in respect of existing and future environmental matters and legal proceedings as to which no contingency reserves have been established. We cannot assure you that we will have sufficient resources available to satisfy the related costs and expenses associated with these matters and proceedings.

Fluctuations in foreign currency exchange rates could result in currency exchange losses and reductions in stockholders' equity. A significant portion of our operations are conducted through foreign subsidiaries. The functional currency for our Canadian subsidiary is the U.S. dollar. The financial statements of this foreign subsidiary are remeasured into U.S. dollars using the historical exchange rate for property, plant and equipment, timber and timberlands, equity and certain other non-monetary assets and liabilities and related depreciation and amortization on these assets and liabilities. These transaction and translation gains or losses are recorded in foreign exchange gains (losses) in the income statement. The functional currency of our Chilean subsidiary is the Chilean *peso* and the functional currency of our Brazilian subsidiary is the Brazilian *real*. Translation adjustments, which are based upon the exchange rate at the balance sheet date for assets and liabilities and the weighted average rate for the income statement, are recorded in the Accumulated Comprehensive Income (Loss) section of Stockholders' Equity. Therefore, changes in the Canadian dollar, the Chilean *peso* or the Brazilian *real* relative to the U.S. dollar may have a material adverse effect on our financial condition and results of operations.

Our ability to service our indebtedness, to refinance our indebtedness or to fund our other liquidity needs is subject to various risks. Our ability to make scheduled payments on and to refinance our indebtedness depends on and is subject to our financial and operating performance, which in turn is affected by general and regional economic, financial, competitive, business and other factors, including the availability of financing in the banking and capital markets as well as the other risks described herein. In particular, demand for our products correlates to a significant degree to the level of residential construction activity in North America, which historically has been characterized by significant cyclicality. Over the last several years, housing starts remained below "normal" levels. There can be no assurance as to when, or if the housing market, will rebound to "normal levels". Accordingly, we cannot assure you that our business will generate sufficient cash flows from operations or that future borrowings will be available to us in an amount sufficient to enable us to service our debt, to refinance our debt or to fund our other liquidity needs. If we are unable to service our debt obligations or to fund our other liquidity needs, we could be forced to curtail our operations, reorganize our capital structure or liquidate some or all of our assets in a manner that could cause the holders of our securities to experience a partial or total loss of their investment in us.

We have not independently verified the results of third-party research or confirmed assumptions or judgments upon which it may be based, and the forecasted and other forward-looking information contained therein is subject to inherent uncertainties. We refer in this report and other documents that we file with the SEC to historical, forecasted and other forward-looking information published by sources such as RISI (*Resource Information Systems, Inc.*), FEA (*Forest Economic Advisors, LLC*), *Random Lengths* and the U.S. Census Bureau that we believe to be reliable. However, we have not independently verified this information and, with respect to the forecasted and forward-looking information, have not independently confirmed the assumptions and judgments upon which it is based. Forecasted and other forward looking information is necessarily based on assumptions regarding future occurrences, events, conditions and circumstances and subjective judgments relating to various matters, and is subject to inherent uncertainties. Actual results may differ materially from the results expressed or implied by, or based upon, such forecasted and forward-looking information.

Initiatives to upgrade our information technology infrastructure involve many risks. We regularly implement business process improvement initiatives to optimize our performance. Our current initiatives include plans to further standardize the business processes and technology that support our strategies through implementation of further upgrades to our software solution over the next few years. We may experience difficulties as we transition to these new or upgraded systems and processes, including loss of data and decreases in productivity as our personnel become familiar with new systems. In addition, transitioning to these new or upgraded systems requires significant capital investments and personnel resources. Difficulties in implementing new or upgraded information systems or significant system failures could disrupt our operations and have a material adverse effect on our business, financial condition, results of operations or cash flows. If we are unable to manage these changes successfully, our ability to timely and accurately process transactions and report our results of operations could be adversely affected.

Cyber security risks related to the technology used in our operations and other business processes, as well as security breaches of company, customer, employee, and vendor information, could adversely affect our business. We rely on various information technology systems to capture, process, store, and report data and interact with customers, vendors, and employees. Despite careful security and controls design, implementation, updating, and internal and independent third-party assessments, our information technology systems, and those of our third-party providers, could become subject to cyber attacks. Network, system, and data breaches could result in misappropriation of sensitive data or operational disruptions, including interruption to systems availability and denial of access to and misuse of applications required by our customers to conduct business with us. In addition, hardware and operating system software and applications that we procure from third parties may contain defects in design or manufacture, including "bugs" and other problems that could unexpectedly interfere with the operation of the systems. Misuse of internal applications; theft of intellectual property, trade secrets, or other corporate assets; and inappropriate disclosure of confidential information could stem from such incidents. A security failure of that technology could impact our ability to operate our businesses effectively, adversely affect our reported financial results, impact our reputation and expose us to potential liability or litigation.

ITEM 1B. *Unresolved Staff Comments*

None.

ITEM 2. Properties

Information regarding our principal properties and facilities is set forth in the following tables. Information regarding currently operating production capacities is based on annual normal operating rates and normal production mixes under current market conditions, taking into account known constraints such as log supply. Market conditions, fluctuations in log supply, environmental restrictions and the nature of current orders may cause actual production rates and mixes to vary significantly from the production rates and mixes shown.

OSB

<u>OSB - 3/8" basis, million square feet</u>	
Carthage, TX	500
Dawson Creek, British Columbia, Canada	380
Ft. St. John, British Columbia, Canada	820
Hanceville, AL	410
Jasper, TX	475
Maniwaki, Quebec, Canada	650
Roxboro, NC	500
Sagola, MI	410
Thomasville, AL	750
9 facilities	<u>4,895</u>

Siding

<u>Siding - 3/8" basis, million square feet</u>	
Newberry, MI	150
Hayward, WI ¹	475
Tomahawk, WI	230
Two Harbors, MN	190
Roaring River, NC	300
East River, Nova Scotia, Canada	100
Swan Valley, Manitoba, Canada	350
7 facilities	<u>1,795</u>

EWP

<u>I-Joist, million lineal feet²</u>	
Red Bluff, CA	<u>80</u>
<u>LVL / LSL, million cubic feet</u>	
Golden, BC, Canada	4,800
Wilmington, NC	4,600
Houlton, ME ¹	7,000
3 facilities	<u>16,400</u>

SOUTH AMERICAN OPERATIONS

<u>OSB / Siding — 3/8" basis, million square feet</u>	
Panguipulli, Chile	130
Lautaro, Chile	160
Ponta Grossa, Brazil	390
3 facilities	<u>680</u>

¹ The Hayward, WI siding and Houlton, ME LSL facilities can produce commodity OSB when market conditions warrant.

² In addition to the plants described, our 50/50 joint venture with Resolute Forest Products owns and operates a plant in St. Prime, Quebec, Canada and a plant in La Rouche, Quebec, Canada. The combined annual production capacity of these facilities is 140 million lineal feet.

ITEM 3. Legal Proceedings

Certain environmental matters and legal proceedings are discussed below.

ENVIRONMENTAL MATTERS

We are involved in a number of environmental proceedings and activities, and may be wholly or partially responsible for known or unknown contamination existing at a number of other sites at which we have conducted operations or disposed of wastes. Based on the information currently available, management believes that any fines, penalties or other costs or losses resulting from these matters will not have a material adverse effect on our financial position, results of operations, cash flows or liquidity.

HARDBOARD TRIM LITIGATION

We were named in four putative class action lawsuits filed against us in United States District Courts during the first quarter of 2012 related to non-treated hardboard trim product formerly manufactured at our Roaring River, North Carolina hardboard plant: *Brown v. Louisiana-Pacific Corporation*, Case No. 4:12-CV-00102-RP-TJS (S.D. Iowa) (filed March 8, 2012, as a state-wide putative class); *Holbrook v. Louisiana-Pacific Corporation, et al.*, Case No. 3:12-CV-00484-JGC (N.D. Ohio) (filed February 28, 2012, as a state-wide putative class); *Bristol Village Inc. v. Louisiana-Pacific Corporation, et al.*, Case No. 1:12-CV-00263 (W.D.N.Y.) (filed March 30, 2012, as a state-wide putative class or, alternatively, as a nation-wide putative class); and *Prevett v. Louisiana-Pacific*, Case No. 6:12-CV-348-ORL-18-KRS (M.D. Fla) (filed March 5, 2012, as a state-wide putative class). A fifth lawsuit, *Eugene Lipov v. Louisiana-Pacific*, Case 1:12-CV-00439- JTN (W.D. Mich) (filed May 3, 2012), was filed as a statewide putative class action in the second quarter of 2012. These lawsuits follow two state-wide putative class action lawsuits previously filed against LP in United States District Courts: *Hart, et al. v. Louisiana-Pacific Corp.*, Case No. 2:08-CV-00047 (E.D.N.C.) and *Ellis, et al. v. Louisiana-Pacific Corp.*, Case No. 3:11-CV-191 (W.D.N.C.). The Hart case was certified by the District Court as a class action on July 15, 2011. On October 4, 2013, another lawsuit, *Harbison v. Louisiana-Pacific Corporation*, Case No. 2:13-CV-00814 (W.D. Pa.), was filed as a putative class action.

As previously reported, the Ellis case was dismissed in its entirety by the District Court, which dismissal was affirmed; the Prevett case was voluntarily dismissed by the plaintiffs and replaced by *Riley v. Louisiana-Pacific*, Case No. 6:12-CV-00837-18 (M.D. Fla) (filed June 4, 2012 as a state-wide putative class), and the Riley case was voluntarily dismissed by the plaintiffs; the Lipov case was voluntarily dismissed by the plaintiffs; the District Court in the Hart case decertified the class and granted summary judgment on the claims brought by the individual plaintiffs, dismissing the entire case, and the plaintiffs appealed the dismissal and decertification to the United States Court of Appeals for the Fourth Circuit (Appeal No. 13-2375), which dismissal and decertification were affirmed by the Court of Appeals on March 10, 2016 and the plaintiffs did not appeal that decision; and with respect to the Harbison case, the District Court granted LP's motion to dismiss (in part) and summary judgment in favor of LP on the breach of express warranty claim, which decisions were appealed but affirmed.

The Holbrook case was dismissed by the District Court on August 29, 2012 and appealed by the plaintiffs to the United States Court of Appeals for the Sixth Circuit. The Court of Appeals upheld the dismissal on all counts except the express warranty. The Holbrook case was then settled for an immaterial amount on an individual basis - not as a class action - and an Order of Dismissal was filed on November 3, 2016.

On March 12, 2015, the District Court held oral argument on LP's pending motion for summary judgment in the Bristol Village case. On March 21, 2016, the District Court issued a decision and order granting in part and denying in part LP's motion for summary judgment. Thereafter, the case was settled for an immaterial amount on an individual basis - not as a class action - and an Order of Dismissal was filed on November 14, 2016.

On September 18, 2014, the District Court in *Brown v. Louisiana-Pacific Corporation*, Case No. 4:12-CV-00102-RP-TJS (S.D. Iowa) (filed March 8, 2012, as a state-wide putative class), granted LP's motion for

summary judgment and denied as moot plaintiff's motion for class certification. Upon appeal to the United States Court of Appeals for the Eighth Circuit (Appellate Case 15-1830), on April 12, 2016, the Court of Appeals issued an opinion affirming the grant of summary judgment and dismissing the motion for class certification, which decision was not appealed by the plaintiffs.

The plaintiffs in these lawsuits sought to certify classes consisting of all persons that own structures within the respective states in which the lawsuits were filed (or, in some cases, within the United States) on which the hardboard trim in question is installed. The plaintiffs sought unspecified damages and injunctive and other relief under various state law theories, including negligence, violations of consumer protection laws, and breaches of implied and express warranties, fraud, and unjust enrichment. We believed that the claims asserted on a class wide basis were without merit and defended them vigorously. All matters have now been resolved.

OTHER PROCEEDINGS

LP is party to other legal proceedings. Based on the information currently available, LP believes that the resolution of such proceedings will not have a material adverse effect on its financial position, results of operations, cash flows or liquidity.

CONTINGENCY RESERVES

We maintain reserves for the estimated cost of the legal and environmental matters referred to above. However, as with any estimate, there is uncertainty of predicting the outcomes of claims and litigation and environmental investigations and remediation efforts that could cause actual costs to vary materially from current estimates. Due to various uncertainties, we cannot predict to what degree actual payments will exceed the recorded liabilities related to these matters. However, it is possible that, in either the near term or the longer term, revised estimates or actual payments will significantly exceed the recorded liabilities.

For information regarding our financial statement reserves for the estimated costs of the environmental and legal matters referred to above, see Note 18 of the Notes to financial statements included in item 8 in this report.

ITEM 4. *Mine Safety Disclosures*

N/A

PART II

ITEM 5. *Market for Registrant's Common Equity, Related Stockholder Matters and Issuer Purchases of Equity Securities*

The common stock of LP is listed on the New York Stock Exchange with the ticker symbol "LPX." The Dow-Jones newspaper quotations symbol for the common stock is "LaPac." Information regarding the high and low sales prices for the common stock for each quarter of the last two years is as follows:

	1ST QTR		2ND QTR		3RD QTR		4TH QTR	
HIGH AND LOW STOCK PRICES								
2016 High	\$	18.09	\$	18.77	\$	20.97	\$	21.16
Low	\$	13.31	\$	15.74	\$	17.19	\$	17.08
2015 High	\$	17.76	\$	18.64	\$	17.54	\$	18.97
Low	\$	15.22	\$	14.88	\$	13.94	\$	14.04

As of February 6, 2017, there were approximately 6,221 holders of record of our common stock. No dividends were paid in 2016 or 2015.

ISSUER PURCHASES OF EQUITY SECURITIES

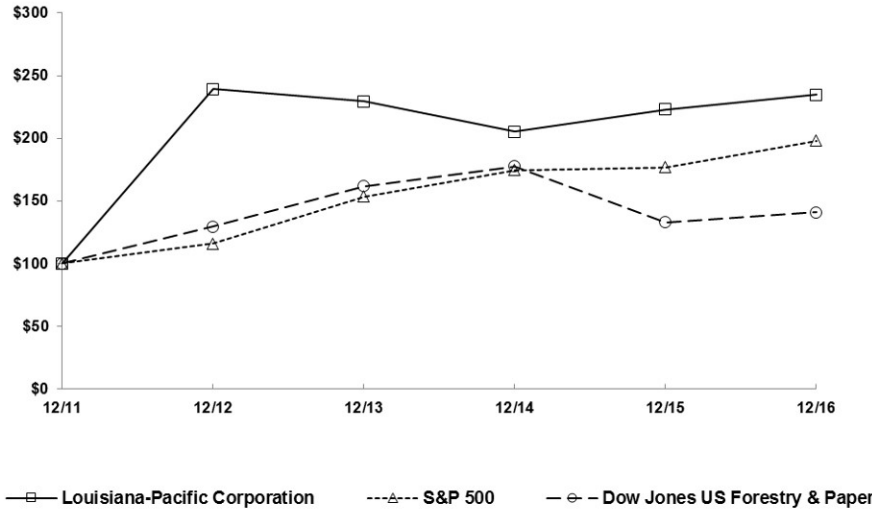
On October 31, 2014, LP's Board of Directors authorized LP to repurchase up to \$100 million of LP's common stock. LP may initiate, discontinue or resume purchases of its common stock under this authorization in the open market, in privately

negotiated transactions or otherwise at any time or from time to time without prior notice. As of February 14, 2017, no purchases have occurred under this authorization.

PERFORMANCE GRAPH

The following graph compares the total cumulative return to investors, including dividends paid (assuming reinvestment of dividends) and appreciation or depreciation in stock price, from an investment in LP common stock for the period from December 31, 2011 through December 31, 2016, to the total cumulative return to investors from the Standard & Poor’s 500 Stock Index and the Standard & Poor’s Paper and Forest Products Index for the same period. Stockholders are cautioned that the graph shows the returns to investors only as of the dates noted and may not be representative of the returns for any other past or future period.

COMPARISON OF 5 YEAR CUMULATIVE TOTAL RETURN*
 Among Louisiana-Pacific Corporation, the S&P 500 Index
 and the Dow Jones US Forestry & Paper Index



*\$100 invested on 12/31/11 in stock or index, including reinvestment of dividends.
 Fiscal year ending December 31.

Copyright© 2017 Standard & Poor's, a division of S&P Global. All rights reserved.
 Copyright© 2017 S&P Dow Jones Indices LLC, a division of S&P Global. All rights reserved.

ITEM 6. Selected Financial Data

Dollar amounts in millions, except per share

Year ended December 31

	2016	2015 ⁽¹⁾	2014	2013	2012
SUMMARY INCOME STATEMENT DATA					
Net sales	\$ 2,233.4	\$ 1,892.5	\$ 1,934.8	\$ 2,085.2	\$ 1,691.2
Net income (loss)	149.8	(88.1)	(75.4)	177.1	28.8
Net income (loss) per share—basic	\$ 1.04	\$ (0.62)	\$ (0.53)	\$ 1.27	\$ 0.21
Net income (loss) per share—diluted	\$ 1.03	\$ (0.62)	\$ (0.53)	\$ 1.23	\$ 0.20
Average shares of common stock outstanding					
Basic	143.4	142.4	141.1	139.6	137.1
Diluted	145.3	142.4	141.1	144.3	142.6
Adjusted EBITDA from continuing operations	\$ 346.1	\$ 67.0	\$ 44.1	\$ 330.2	\$ 199.6
Cash dividends declared per common share	\$ —	\$ —	\$ —	\$ —	\$ —
SUMMARY BALANCE SHEET INFORMATION					
Cash and cash equivalents	\$ 659.3	\$ 434.7	\$ 532.7	\$ 560.9	\$ 340.0
Working capital (excluding cash and cash equivalents)	\$ 128.4	\$ 191.4	\$ 244.9	\$ 180.5	\$ 177.3
Total assets	\$ 2,031.2	\$ 2,176.3	\$ 2,348.8	\$ 2,487.6	\$ 2,323.7
Long-term debt, excluding current portion	\$ 374.4	\$ 751.8	\$ 754.8	\$ 757.0	\$ 775.4

⁽¹⁾ As of December 31, 2015, LP adopted guidance under ASU No 2015-03, "Imputation of Interest (Subtopic 835-30): Simplifying the Presentation of Debt Issuance Costs" which reclassified certain deferred debt costs as a direct deduction from the carrying amount of that debt liability. All prior periods were restated to reflect this adoption.

ITEM 7. Management's Discussion and Analysis of Financial Condition and Results of Operations

This Management's Discussion and Analysis of Financial Condition and Results of Operations should be read in conjunction with our consolidated financial statements and related notes and other financial information appearing elsewhere in this Form 10-K. The following discussion includes statements that are forward-looking statements that are based on the beliefs of our management, as well as assumptions made by, and information currently available to, our management.

OVERVIEW

General

LP is a leading manufacturer of sustainable, quality engineered wood building materials including OSB, structural framing products, and exterior siding for use in residential, industrial and light commercial construction. Our products are used primarily in new home construction, repair and remodeling, and outdoor structures. We also market and sell our products in light industrial and commercial construction and we have a modest export business. Our manufacturing facilities are primarily located in the U.S. and Canada, but we also operate two facilities in Chile and one facility in Brazil.

To serve these markets, we operate in four segments: North America Oriented Strand Board (OSB); Siding; Engineered Wood Products (EWP); and South America. OSB is the most significant segment, accounting for 46% of continuing sales in 2016, 43% in 2015 and 44% in 2014.

Executive Summary

We recorded an 18% increase in sales to \$2.2 billion for the year ended December 31, 2016 from \$1.9 billion reported for the year ended December 31, 2015. We recorded income from operations of \$204.0 million during 2016 compared a loss of \$63.3 million during the prior year. We recorded net income of \$149.8 million (\$1.03 per diluted share) during 2016 compared a loss of \$88.1 million (\$0.62 per diluted share) during the prior year. We reported an increase of \$279.1 million in Adjusted EBITDA between years. Improvements in OSB pricing in all North American operations had a positive impact of \$215.2 million for 2016 as compared to 2015 for operating results.

We recorded an 2% decrease in sales to \$1.9 billion for the year ended December 31, 2015 from the year ended December 31, 2014. We recorded a loss from operations of \$63.3 million during 2015 compared a loss of \$77.6 million during 2014. We recorded a net loss of \$88.1 million (\$0.62 per diluted share) during 2015 compared to a loss of \$75.4 million (\$0.53 per diluted share) during 2014. We reported an increase of \$22.9 million in Adjusted EBITDA between years. Declines in OSB pricing in all North American operations had a negative impact of \$59.6 million for 2015 as compared to 2014 operating results.

We reported a net loss of \$75.4 million (\$0.53 per diluted share) in 2014 on sales of \$1.9 billion.

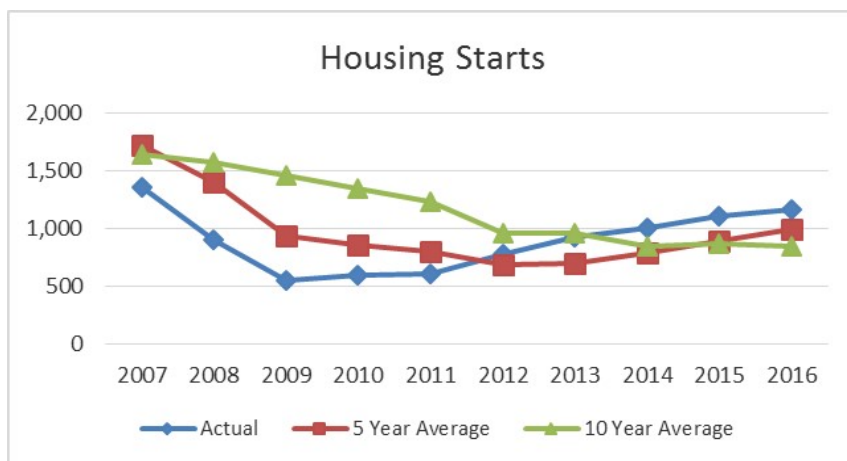
These changes are discussed further in "Our Operating Results" below

Demand for Building Products

Demand for our products correlates to a significant degree to the level of new home construction activity in North America, which historically has been characterized by significant cyclical activity. The U.S. Census Bureau reported that actual single and multi-family housing starts in 2016 were about 5% higher than 2015, which were about 11% higher than such housing starts in 2014. We believe that the level of building continues to be impacted by delayed household formations, lack of available labor and a more restrictive mortgage market.

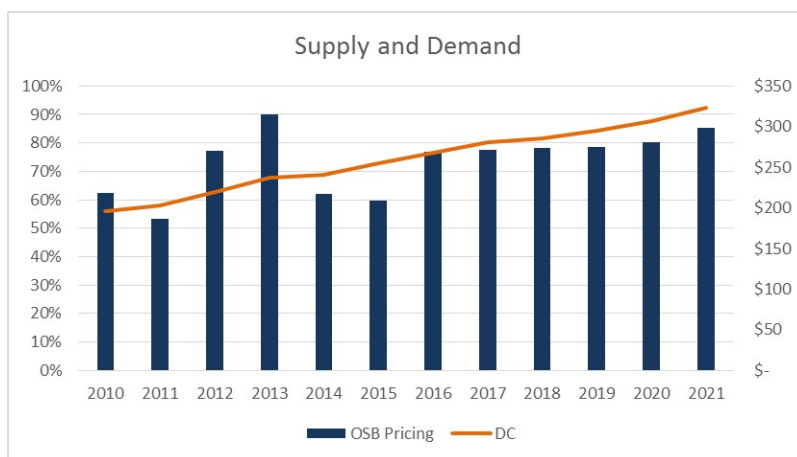
While near-term residential construction is constrained in the U.S., positive long-term fundamentals exist. Increased immigration, the changing age distribution of the population, the high number of adults living with their

parents and historically low interest rates are expected to lead to more household formations. The chart below, which is based on data published by U.S. Census Bureau, provides a graphical summary of new housing starts for single and multi-family in the U.S. showing actual and rolling five and ten year averages for housing starts.



Supply and Demand on OSB

OSB is a commodity product, and it is subject to competition from manufacturers worldwide. Product supply is influenced primarily by fluctuations in available manufacturing capacity and imports. OSB demand and capacity generally drives price. The chart below, as calculated by FEA (as of December 2016) including indefinitely curtailed mills, shows the demand capacity ratio (demand divided by supply) for OSB from 2012 through 2016 and FEA’s forecasted OSB price through 2021 based upon estimated future demand and supply.



Supply and Demand on Siding

SmartSide siding is a specialty building material and is subject to competition from various siding technologies including vinyl, stucco, wood, fiber cement, brick and other. We believe we are the top producer to the \$800 million engineered wood siding market. The overall siding market is estimated to be over \$10 billion. LP's

growth in this market will be dependent upon increasing housing demand as well as continued displacement of vinyl, wood and stucco alternatives.

CRITICAL ACCOUNTING POLICIES AND SIGNIFICANT ESTIMATES

A discussion of our significant accounting policies and significant accounting estimates and judgments is presented in Note 1 of the Notes to the financial statements in item 8 of this report. Throughout the preparation of the financial statements, we employ significant judgments in the application of accounting principles and methods. These judgments are primarily related to the assumptions used to arrive at various estimates. For 2016, these significant accounting estimates and judgments include:

Legal Contingencies. Our estimates of loss contingencies for legal proceedings are based on various judgments and assumptions regarding the potential resolution or disposition of the underlying claims and associated costs. In making judgments and assumptions regarding legal contingencies for ongoing class action settlements, we consider, among other things, discernible trends in the rate of claims asserted and related damage estimates and information obtained through consultation with statisticians and economists, including statistical analysis of potential outcomes based on experience to date and the experience of third parties who have been subject to product-related claims judged to be comparable. Due to the numerous variables associated with these judgments and assumptions, both the precision and reliability of the resulting estimates of the related loss contingencies are subject to substantial uncertainties. We regularly monitor our estimated exposure to these contingencies and, as additional information becomes known, may change our estimates significantly.

Environmental Contingencies. Our estimates of loss contingencies for environmental matters are based on various judgments and assumptions. These estimates typically reflect judgments and assumptions relating to the probable nature, magnitude and timing of required investigation, remediation and/or monitoring activities and the probable cost of these activities, and in some cases reflect judgments and assumptions relating to the obligation or willingness and ability of third parties to bear a proportionate or allocated share of the cost of these activities, including third parties who purchased assets from us subject to environmental liabilities. We consider the ability of third parties to pay their apportioned cost when developing our estimates. In making these judgments and assumptions related to the development of our loss contingencies, we consider, among other things, the activity to date at particular sites, information obtained through consultation with applicable regulatory authorities and third-party consultants and contractors and our historical experience at other sites that are judged to be comparable. Due to the numerous variables associated with these judgments and assumptions, and the effects of changes in governmental regulation and environmental technologies, both the precision and reliability of the resulting estimates of the related contingencies are subject to substantial uncertainties. We regularly monitor our estimated exposure to environmental loss contingencies and, as additional information becomes known, may change our estimates significantly. At December 31, 2016, we excluded from our estimates approximately \$2.0 million of potential environmental liabilities that we estimate will be allocated to third parties pursuant to existing and anticipated future cost-sharing arrangements.

Impairment of Long-Lived Assets. We review the long-lived assets held and used by us (primarily property, plant and equipment and timber and timberlands) for impairment when events or changes in circumstances indicate that the carrying amount of assets may not be recoverable. We consider the necessity of undertaking such a review at least quarterly, and also when certain events or changes in circumstances occur. Events and changes in circumstances that may necessitate such a review include, but are not limited to: a significant decrease in the market price of a long-lived asset or group of long-lived assets; a significant adverse change in the extent or manner in which a long-lived asset or group of long-lived assets is being used or in its physical condition; a significant adverse change in legal factors or in the business climate that could affect the value of a long-lived asset or group of long-lived assets, including an adverse action or assessment by a regulator; an accumulation of costs significantly in excess of the amount originally expected for the acquisition or construction of a long-lived asset or group of long-lived assets; current-period operating or cash flow loss combined with a history of operating or cash flow losses or a projection or forecast that demonstrates continuing losses associated with the use of a long-lived asset or group of long-lived assets; and current expectation that, more likely than not, a long-lived asset or group of long-lived assets will be sold or otherwise disposed of significantly before the end of its previously estimated useful life. Identifying

these events and changes in circumstances, and assessing their impact on the appropriate valuation of the affected assets under accounting principles generally accepted in the U.S., requires us to make judgments, assumptions and estimates.

In general, for assets held and used in our operations, impairments are recognized when the carrying amount of the long-lived asset or groups of long-lived assets is not recoverable and exceeds the fair value of the asset or group of assets. The carrying amount of a long-lived asset or groups of long-lived assets is not recoverable if it exceeds the sum of the undiscounted cash flows expected to result from the use and eventual disposition of the assets or group of assets. The key assumptions in estimating these cash flows relate to future production volumes, pricing of commodity or specialty products and future estimates of expenses to be incurred as reflected in our long-range internal planning models. Our assumptions regarding pricing are based upon the average pricing over the commodity cycle (generally five years) due to the inherent volatility of commodity product pricing, and reflect our assessment of information gathered from industry research firms, research reports published by investment analysts and other published forecasts. Our assumptions regarding expenses reflect our expectation that we will continue to reduce production costs to offset inflationary impacts.

When impairment is indicated for assets held and used in our operations, the book values of the affected assets are written down to their estimated fair value, which is generally based upon discounted future cash flows associated with the affected assets. When impairment is indicated for assets to be disposed of, the book values of the affected assets are written down to their estimated fair value, less estimated selling costs. Consequently, a determination to dispose of particular assets can require us to estimate the net sales proceeds expected to be realized upon such disposition, which may be less than the estimated undiscounted future net cash flows associated with such assets prior to such determination, and thus require an impairment charge. In situations where we have experience in selling assets of a similar nature, we may estimate net sales proceeds on the basis of that experience. In other situations, we hire independent appraisers to estimate net sales proceeds.

Due to the numerous variables associated with our judgments and assumptions relating to the valuation of assets in these circumstances, and the effects of changes in circumstances affecting these valuations, both the precision and reliability of the resulting estimates of the related impairment charges are subject to substantial uncertainties and, as additional information becomes known, we may change our estimates significantly.

Income Taxes. The determination of the provision for income taxes, and the resulting current and deferred tax assets and liabilities, involves significant management judgment, and is based upon information and estimates available to management at the time of such determination. The final income tax liability to any taxing jurisdiction with respect to any calendar year will ultimately be determined long after our financial statements have been published for that year. We maintain reserves for known estimated tax exposures in federal, state and international jurisdictions; however, actual results may differ materially from our estimates.

Judgment is also applied in determining whether deferred tax assets will be realized in full or in part. When we consider it to be more likely than not that all or some portion of a deferred tax asset will not be realized, a valuation allowance is established for the amount of the deferred tax asset that is estimated not to be realizable. As of December 31, 2016, we had established valuation allowances against certain deferred tax assets, primarily related to foreign and state carryovers of net operating losses, credits and capital losses. We have not established valuation allowances against other deferred tax assets based upon positive evidence such as recent earnings history, generally improving economic conditions and deferred tax liabilities which we anticipate to reverse within the carry forward period. Accordingly, changes in facts or circumstances affecting the likelihood of realizing a deferred tax asset could result in the need to record additional valuation allowances.

Pension Plans. Most of our U.S. employees and many of our Canadian employees participate in defined benefit pension plans sponsored by LP. We account for the consequences of our sponsorship of these plans in accordance with accounting principles generally accepted in the U.S., which require us to make actuarial assumptions that are used to calculate the related assets, liabilities and expenses recorded in our financial statements. While we believe we have a reasonable basis for these assumptions, which include assumptions regarding long-term rates of return on plan assets, life expectancies, rates of increase in salary levels, rates at which future values should be discounted to determine present values and other matters, the amounts of our pension related

assets, liabilities and expenses recorded in our financial statements would differ if we used other assumptions. See further discussion related to pension plans below under the heading “Defined Benefit Pension Plans” and in Note 14 of the Notes to the consolidated financial statements included in item 8 of this report.

Warranty Obligations. Customers are provided with a limited warranty against certain defects associated with our products for periods of up to fifty years. We estimate the costs to be incurred under these warranties and record a liability in the amount of such costs at the time product revenue is recognized. Factors that affect our warranty liability include the historical and anticipated rates of warranty claims and the cost of resolving such. We periodically assess the adequacy of our recorded warranty liability for each product and adjust the amounts as necessary. While we believe we have a reasonable basis for these assumptions, actual warranty costs in the future could differ from our estimates.

NON-GAAP FINANCIAL MEASURES

In evaluating our business, we utilize several non-GAAP financial measures. A non-GAAP financial measure is generally defined by the SEC as one that purports to measure historical or future financial performance, financial position or cash flows, but excludes or includes amounts that would not be so excluded or included under applicable GAAP guidance. In this report on Form 10-K, we disclose segment earnings (loss) from continuing operations before interest expense, taxes, depreciation and amortization (“EBITDA from continuing operations”) which is a non-GAAP financial measure. Additionally, we disclose Adjusted segment EBITDA from continuing operations which further adjusts EBITDA from continuing operations to exclude stock based compensation expense, (gain) loss on sales or impairment of long lived assets, other operating credits and charges, costs associated with proposed acquisitions, early debt extinguishment, investment income and depreciation included in equity in loss of unconsolidated affiliates. Neither EBITDA from continuing operations nor Adjusted EBITDA from continuing operations is a substitute for the GAAP measure of net income or operating cash flows or for any other GAAP measures of operating performance or liquidity.

We have included EBITDA from continuing operations and Adjusted EBITDA from continuing operations in this report on Form 10-K because we use them as important supplemental measures of our performance and believe that they are frequently used by securities analysts, investors and other interested persons in the evaluation of companies in our industry, some of which present EBITDA when reporting their results. We use EBITDA from continuing operations and Adjusted EBITDA from continuing operations to evaluate our performance as compared to other companies in our industry that have different financing and capital structures and/or tax rates. It should be noted that companies calculate EBITDA and Adjusted EBITDA differently and, therefore, our EBITDA and Adjusted EBITDA measures may not be comparable to EBITDA and Adjusted EBITDA reported by other companies. Our EBITDA and Adjusted EBITDA measures have material limitations as performance measures because they exclude interest expense, income tax (benefit) expense and depreciation and amortization which are necessary to operate our business or which we otherwise incur or experience in connection with the operation of our business.

The following table presents significant items by operating segment and reconciles results from continuing operations to EBITDA from continuing operations and Adjusted EBITDA from continuing operations:

Year Ended December 31, 2016 (Dollar amounts in millions)	OSB	Siding	EWP	South America	Other	Corporate	Total
Net sales	\$ 1,027.7	\$ 752.3	\$ 296.9	\$ 136.9	\$ 26.9	\$ (7.3)	\$ 2,233.4
Depreciation and amortization	58.6	27.4	12.7	8.6	2.3	3.2	112.8
Cost of sales and selling and administrative	782.9	598.8	295.2	111.3	26.2	93.2	1,907.6
Gain on sales of and impairments of long-lived assets, net	—	—	—	—	—	(8.4)	(8.4)
Other operating credits and charges, net	—	—	—	—	—	17.4	17.4
Total operating costs	841.5	626.2	307.9	119.9	28.5	105.4	2,029.4
Income (loss) from operations	186.2	126.1	(11.0)	17.0	(1.6)	(112.7)	204.0
Total non-operating expense	—	—	—	—	—	(39.1)	(39.1)
Income (loss) from continuing operations before income taxes and equity in income of unconsolidated affiliates	186.2	126.1	(11.0)	17.0	(1.6)	(151.8)	164.9
Provision for income taxes	—	—	—	—	—	19.8	19.8
Equity in income of unconsolidated affiliates	—	—	(5.2)	—	—	—	(5.2)
Income (loss) from continuing operations	\$ 186.2	\$ 126.1	\$ (5.8)	\$ 17.0	\$ (1.6)	\$ (171.6)	\$ 150.3
Reconciliation of income (loss) from continuing operations to Adjusted EBITDA from continuing operations							
Income (loss) from continuing operations	\$ 186.2	\$ 126.1	\$ (5.8)	\$ 17.0	\$ (1.6)	\$ (171.6)	\$ 150.3
Provision for income taxes	—	—	—	—	—	19.8	19.8
Interest expense, net of capitalized interest	—	—	—	—	—	32.1	32.1
Depreciation and amortization	58.6	27.4	12.7	8.6	2.3	3.2	112.8
EBITDA from continuing operations	244.8	153.5	6.9	25.6	0.7	(116.5)	315.0
Stock-based compensation expense	1.0	0.9	0.6	—	—	10.5	13.0
Gain on sale or impairments of long-lived assets, net	—	—	—	—	—	(8.4)	(8.4)
Other operating credits and charges, net	—	—	—	—	—	17.4	17.4
Loss on early debt extinguishment	—	—	—	—	—	17.3	17.3
Investment income	—	—	—	—	—	(8.2)	(8.2)
Adjusted EBITDA from continuing operations	\$ 245.8	\$ 154.4	\$ 7.5	\$ 25.6	\$ 0.7	\$ (87.9)	\$ 346.1

Year Ended December 31, 2015 (Dollar amounts in millions)	OSB	Siding	EWP	South America	Other	Corporate	Total
Net sales	\$ 807.5	\$ 636.4	\$ 286.1	\$ 134.9	\$ 29.0	\$ (1.4)	\$ 1,892.5
Depreciation and amortization	57.0	19.7	12.6	7.9	1.8	2.9	101.9
Cost of sales and selling and administrative	796.8	523.5	286.8	117.2	30.0	81.2	1,835.5
Loss on sales of and impairments of long-lived assets, net	—	—	—	—	—	2.1	2.1
Other operating credits and charges, net	—	—	—	—	—	16.3	16.3
Total operating costs	853.8	543.2	299.4	125.1	31.8	102.5	1,955.8
Income (loss) from operations	(46.3)	93.2	(13.3)	9.8	(2.8)	(103.9)	(63.3)
Total non-operating expense	—	—	—	—	—	(32.1)	(32.1)
Income (loss) from continuing operations before taxes and equity in income of unconsolidated affiliates	(46.3)	93.2	(13.3)	9.8	(2.8)	(136.0)	(95.4)
Benefit for income taxes	—	—	—	—	—	(2.7)	(2.7)
Equity in income of unconsolidated affiliates	—	—	(6.0)	—	—	(0.7)	(6.7)
Income (loss) from continuing operations	\$ (46.3)	\$ 93.2	\$ (7.3)	\$ 9.8	\$ (2.8)	\$ (132.6)	\$ (86.0)
Reconciliation of income (loss) from continuing operations to Adjusted EBITDA from continuing operations							
Income (loss) from continuing operations	\$ (46.3)	\$ 93.2	\$ (7.3)	\$ 9.8	\$ (2.8)	\$ (132.6)	\$ (86.0)
Benefit for income taxes	—	—	—	—	—	(2.7)	(2.7)
Interest expense, net of capitalized interest	—	—	—	—	—	31.2	31.2
Depreciation and amortization	57.0	19.7	12.6	7.9	1.8	2.9	101.9
EBITDA from continuing operations	10.7	112.9	5.3	17.7	(1.0)	(101.2)	44.4
Stock-based compensation expense	1.0	0.8	0.5	—	—	7.0	9.3
Loss on sale or impairments of long-lived assets, net	—	—	—	—	—	2.1	2.1
Other operating credits and charges, net	—	—	—	—	—	16.3	16.3
Other operating credit and charges, associated with JVs	—	—	—	—	—	(0.7)	(0.7)
Investment income	—	—	—	—	—	(4.4)	(4.4)
Adjusted EBITDA from continuing operations	\$ 11.7	\$ 113.7	\$ 5.8	\$ 17.7	\$ (1.0)	\$ (80.9)	\$ 67.0

Year Ended December 31, 2014 (Dollar amounts in millions)	OSB	Siding	EWP	South America	Other	Corporate	Total
Net sales	\$ 855.2	\$ 617.3	\$ 281.0	\$ 150.4	\$ 32.8	\$ (1.9)	\$ 1,934.8
Depreciation and amortization	56.1	17.4	13.7	9.1	1.1	3.3	100.7
Cost of sales and selling and administrative	851.7	520.1	284.7	130.0	35.2	85.6	1,907.3
Gain on sales of and impairments of long-lived assets, net	—	—	—	—	—	(3.1)	(3.1)
Other operating credits and charges, net	—	—	—	—	—	7.5	7.5
Total operating costs	907.8	537.5	298.4	139.1	36.3	93.3	2,012.4
Income (loss) from operations	(52.6)	79.8	(17.4)	11.3	(3.5)	(95.2)	(77.6)
Total non-operating expense	—	—	—	—	—	(27.4)	(27.4)
Income (loss) from continuing operations before taxes and equity in earnings of unconsolidated affiliates	(52.6)	79.8	(17.4)	11.3	(3.5)	(122.6)	(105.0)
Benefit for income taxes	—	—	—	—	—	(27.2)	(27.2)
Equity in income of unconsolidated affiliates	—	—	(3.4)	—	—	(1.0)	(4.4)
Income (loss) from continuing operations	\$ (52.6)	\$ 79.8	\$ (14.0)	\$ 11.3	\$ (3.5)	\$ (94.4)	\$ (73.4)
Reconciliation of income (loss) from continuing operations to Adjusted EBITDA from continuing operations							
Income (loss) from continuing operations	\$ (52.6)	\$ 79.8	\$ (14.0)	\$ 11.3	\$ (3.5)	\$ (94.4)	\$ (73.4)
Benefit for income taxes	—	—	—	—	—	(27.2)	(27.2)
Interest expense, net of capitalized interest	—	—	—	—	—	29.8	29.8
Depreciation and amortization	56.1	17.4	13.7	9.1	1.1	3.3	100.7
EBITDA from continuing operations	3.5	97.2	(0.3)	20.4	(2.4)	(88.5)	29.9
Stock-based compensation expense	0.9	0.7	0.5	—	—	7.3	9.4
Gain on sales of and impairments of long-lived assets, net	—	—	—	—	—	(3.1)	(3.1)
Other operating credits and charges, net	—	—	—	—	—	7.5	7.5
Other operating credit and charges, associated with JVs	—	—	—	—	—	(1.0)	(1.0)
Expense associated with proposed acquisition of Ainsworth Lumber Co. Ltd.	—	—	—	—	—	6.8	6.8
Investment income	—	—	—	—	—	(5.5)	(5.5)
Depreciation included in equity in loss of unconsolidated affiliates	—	—	0.1	—	—	—	0.1
Adjusted EBITDA from continuing operations	\$ 4.4	\$ 97.9	\$ 0.3	\$ 20.4	\$ (2.4)	\$ (76.5)	\$ 44.1

OUR OPERATING RESULTS

Our results of operations for each of our segments are discussed below, as are results of operations for the “other” category which comprises other products that are not individually significant. See Note 23 of the Notes to the consolidated financial statements included in item 8 of this report for further information regarding our segments.

OSB

Our OSB segment manufactures and distributes OSB structural panel products in North America and certain export markets. OSB is an innovative, affordable and environmentally smart product. OSB is manufactured through the use of wood strands arranged in layers and bonded with resins and wax. Significant cost inputs to produce OSB and approximate breakdown percentages for the year ended December 31, 2016 include wood fiber (32%), resin and wax (19%), labor and burden (17%), utilities (5%) and manufacturing and other (27%).

Segment sales, operating profits (losses) and Adjusted EBITDA from continuing operations for this segment were as follows:

Dollar amounts in millions				Increase (decrease)	
	2016	2015	2014	2016 - 2015	2015 - 2014
Year ended December 31,					
Sales	\$ 1,027.7	\$ 807.5	\$ 855.2	27%	(6)%
Operating profits (losses)	\$ 186.2	\$ (46.3)	\$ (52.6)	NM	(12)%
Adjusted EBITDA from continuing operations	\$ 245.8	\$ 11.7	\$ 4.4	NM	166 %

Percent changes in average sales prices and unit shipments for 2016 compared to 2015 and 2015 compared to 2014 were as follows:

	2016 versus 2015		2015 versus 2014	
	Average Net Selling Price	Unit Shipments	Average Net Selling Price	Unit Shipments
OSB	25%	3%	(7)%	2%

2016 compared to 2015

OSB prices increased compared to 2015. The increase in OSB prices was likely due to higher demand compared to the supply available in the market and the continued focus on higher value products which resulted in a higher average selling price. The increase in selling price favorably impacted operating results and Adjusted EBITDA from continuing operations by \$204 million for the year ended December 31, 2016 as compared to 2015. OSB sales volumes were slightly higher for the year ended December 31, 2016 compared to 2015.

Overall operating results for OSB for the year ended December 31, 2016 as compared to the same period in 2015 benefited, in addition to the higher sales prices, from lower raw material costs, higher utilization rates and the positive impact of the Canadian currency exchange rate on the costs incurred by our Canadian operations as compared to the same period in the prior year.

2015 compared to 2014

OSB prices decreased compared to 2014. The decline in OSB prices was likely due to lower housing demand than forecasted and continued supply available in the market. The decrease in selling prices unfavorably impacted operating results and Adjusted EBITDA from continuing operations by approximately \$61 million for 2015 as compared to 2014. Offsetting the reduction in sales price was a reduction in raw material costs related to

petroleum based raw materials as well as the positive impact of the Canadian currency exchange rate on the costs incurred by our Canadian operations as compared to the prior year. As of December 31, 2015, one of our OSB mills was indefinitely curtailed.

Siding

Our siding segment produces and markets wood-based siding and related accessories and commodity OSB products. We believe that we are a leading wood composite exterior siding producer in North America. We manufacture exterior siding and other cladding products for the residential and commercial building markets, retail and non-residential structures.

Segment sales, operating profits and Adjusted EBITDA from continuing operations for this segment were as follows:

Dollar amounts in millions				Increase (decrease)				
	Year ended December 31,	2016	2015	2014	2016 - 2015	2015 - 2014		
Sales	\$	752.3	\$	636.4	\$	617.3	18%	3%
Operating profits	\$	126.1	\$	93.2	\$	79.8	35%	17%
Adjusted EBITDA from continuing operations	\$	154.4	\$	113.7	\$	97.9	36%	16%

Sales in this segment by product line were as follows:

Dollar amount in millions				Increase (decrease)				
	Year ended December 31,	2016	2015	2014	2016 - 2015	2015 - 2014		
SmartSide® siding	\$	657.7	\$	572.6	\$	549.0	15 %	4 %
CanExel siding and other hardboard related products		43.1		39.6		48.5	9 %	(18)%
Commodity OSB		42.6		13.5		10.7	216 %	26 %
Other		8.9		10.7		9.1	(17)%	18 %
Total	\$	752.3	\$	636.4	\$	617.3		

Percent changes in average sales prices and unit shipments for 2016 compared to 2015 and 2015 compared to 2014 are as follows:

	2016 versus 2015		2015 versus 2014	
	Average Net Selling Price	Unit Shipments	Average Net Selling Price	Unit Shipments
SmartSide® siding	— %	16%	5 %	(2)%
CanExel siding	(6)%	17%	(7)%	(13)%
Commodity OSB	32 %	135%	(11)%	72 %

2016 compared to 2015

Sales volumes increased in our SmartSide siding line due to our ability to respond to increased demand in key markets due to the conversion in 2015 of the Swan Valley OSB mill to siding. Sales prices in our SmartSide siding product line remained constant between years. Sales volumes for CanExel increased due to increased demand primarily in Europe. Sales prices for CanExel were lower for 2016 as compared to 2015 due to changes in our product mix and a higher portion of sales to Europe.

For our commodity OSB produced in the siding segment for 2016 compared to 2015, sales prices increased as compared to the prior year, as discussed in the OSB segment above. The increase in selling price favorably

impacted operating results and Adjusted EBITDA from continuing operations by approximately \$10.4 million for the year ended December 31, 2016 as compared to 2015.

Overall, the improvement in our siding segment for 2016 compared to 2015 was primarily due to increased sales volumes, higher OSB prices, lower raw material costs and lower operating costs due to the completion of the Swan Valley conversion.

2015 compared to 2014

Sales volumes decreased slightly in our SmartSide siding line due to customers re-balancing their inventories, impacts of weather and labor shortages which slowed housing completions. Sales prices increased in our SmartSide product line due to changes in customers and mix.

Sales volumes for CanExel decreased due to decreased demand in Europe due to the discontinuation of certain pre-finished colored siding products. Sales prices were lower for 2015 compared to 2014 due to the impact of the Canadian dollar weakening as these sales are generally denominated in Canadian dollars. Based upon Canadian dollar selling prices, prices were 13% higher due to a price increase as well as changes in product mix.

During 2015, we completed the conversion of our Swan Valley OSB mill to a SmartSide mill. During the later portion of the year, this mill was not operational. It is estimated that the expenses incurred at the Swan Valley facility during this time related to conversion and market related downtime were approximately \$10 million.

Overall, the improvement in our siding segment for 2015 compared to 2014 was due to increased sales prices on our SmartSide products and reductions in petroleum-based raw material costs. Offsetting these increases were the expenses associated with the Swan Valley facility conversion and increased sales and marketing costs to support future growth.

Engineered Wood Products

Our EWP segment manufactures and distributes LVL/LSL, I-Joists and other related products. This segment also includes the sale of I-Joist and LVL products produced by our joint venture with Resolute Forest Products and under a sales and marketing arrangement with Murphy Plywood. Included in this segment is a plywood mill, which primarily produces plywood as a by-product from the LVL production process. Also OSB is produced by our LSL facility.

Segment sales, operating losses and Adjusted EBITDA from continuing operations for this segment were as follows:

Dollar amount in millions Year ended December 31,	2016	2015	2014	Increase (decrease)	
				2016 - 2015	2015 - 2014
Sales	\$ 296.9	\$ 286.1	\$ 281.0	4%	2%
Operating losses	\$ (5.8)	\$ (7.3)	\$ (14.0)	21%	48%
Adjusted EBITDA from continuing operations	\$ 7.5	\$ 5.8	\$ 0.3	29%	NM

Sales in this segment by product line were as follows:

Dollar amount in millions Year ended December 31,	2016	2015	2014	Increase (decrease)	
				2016 - 2015	2015 - 2014
LVL / LSL	\$ 159.7	\$ 152.8	\$ 139.2	5 %	10 %
I-joist	99.4	100.8	97.2	(1)%	4 %
OSB	10.8	9.7	6.9	11 %	41 %
Related products	27.0	22.8	37.7	18 %	(40)%
Total	\$ 296.9	\$ 286.1	\$ 281.0		

Percent changes in average sales prices and unit shipments for 2016 compared to 2015 and 2015 compared to 2014 are as follows:

	2016 versus 2015		2015 versus 2014	
	Average Net Selling Price	Unit Shipments	Average Net Selling Price	Unit Shipments
LVL/LSL	2%	6%	4%	9 %
I-joist	1%	1%	6%	1 %
OSB	9%	1%	55%	(8)%

2016 compared to 2015

Sales volumes increased in LVL/LSL and I-joist due to improved market demand due to increased housing starts in the U.S. offset by lower demand in Canada. Net average selling prices increased due to changes in product mix. OSB prices increased due to changes in market demand as discussed in the OSB segment results. The increase in OSB selling prices favorably impacted operating results and Adjusted EBITDA from continuing operations by approximately \$0.9 million for 2016 as compared to 2015.

2015 compared to 2014

Sales volumes increased in LVL/LSL and I-joist due to improved market demand due to increased housing starts. Net average selling prices increased due to changes in product mix and a price increase which was implemented in the later portion of 2014. OSB prices increased due to changes in product mix which resulted in a higher sales realizations. The increase in OSB selling prices favorably impacted operating results and Adjusted EBITDA from continuing operations by approximately \$3.5 million for 2015 as compared to 2014.

South America

Our South America segment manufactures and distributes OSB structural panel and siding products in South America. We operate in two geographic areas of South America, Chile and Brazil. During 2016, we started construction of a third mill in Chile.

Dollar amount in millions				Increase (decrease)	
	2016	2015	2014	2016 - 2015	2015 - 2014
Year ended December 31,					
Sales	\$ 136.9	\$ 134.9	\$ 150.4	1%	(10)%
Operating profits	\$ 17.0	\$ 9.8	\$ 11.3	73%	(13)%
Adjusted EBITDA from continuing operations	\$ 25.6	\$ 17.7	\$ 20.4	45%	(13)%

Sales in this segment by sales office location were as follows:

Dollar amount in millions				Increase (decrease)	
	2016	2015	2014	2016 - 2015	2015 - 2014
Year ended December 31,					
Chile	\$ 96.7	\$ 91.5	\$ 88.6	6 %	3 %
Brazil	40.2	43.4	61.8	(7)%	(30)%
Total	\$ 136.9	\$ 134.9	\$ 150.4		

Percent changes in average sales prices and unit shipments for 2016 compared to 2015 and 2015 compared to 2014 are as follows:

	2016 versus 2015		2015 versus 2014	
	Average Net Selling Price	Unit Shipments	Average Net Selling Price	Unit Shipments
Chile	5%	(1)%	(11)%	17 %
Brazil	1%	(5)%	(22)%	(8)%

2016 compared to 2015

Sales volumes in Chile and Brazil decreased due to the continued weak economies, increased imports and the unsettled political environment in Brazil. Sales prices in Chile and Brazil increased during 2016 as compared to 2015 due to increases in prices offset by the impact of the fluctuations in the local currencies relative to the U.S. dollar as a majority of these sales are in local markets. Local currency selling prices in Chile were 9% higher in 2016 as compared to 2015 and local currency selling prices in Brazil were about 5% higher in 2016 as compared to 2015.

During 2016 compared to 2015, results of operations improved due to increases in local sales prices and reductions in raw material costs. These improvements were partially offset by increased operating expense associated with the construction of the third mill in Chile.

2015 compared to 2014

For our Chilean operations, sales volumes increased due to higher demand due to improved housing activity. Sales volumes in Brazil decreased due to reduced demand associated with an economic recession slightly offset by higher exports.

Sales prices in Chile declined for 2015 as compared to 2014 due to pricing pressure from increased imports and the impact of the fluctuations in the Chilean Peso relative to the U.S. dollar as a majority of these sales are in local markets. Sales prices in Brazil declined for 2015 as compared to 2014 due to the impact of the fluctuations in the Brazilian Real relative to the U.S. dollar as a majority of these sales are in local markets. Local currency selling prices in Chile were 2% higher in 2015 as compared to 2014 and local currency selling prices in Brazil were about 10% higher in 2015 as compared to 2014.

Other

Our other products category includes our remaining timber and timberlands and other minor products, services and closed operations which are not classified as discontinued operations.

Sales, operating losses and Adjusted EBITDA from continuing operations for this category were as follows:

Dollar amount in millions				Increase (decrease)	
	2016	2015	2014	2016 - 2015	2015 - 2014
Year ended December 31,					
Sales	\$ 26.9	\$ 29.0	\$ 32.8	(7)%	(12)%
Operating losses	\$ (1.6)	\$ (2.8)	\$ (3.5)	43 %	20 %
Adjusted EBITDA from continuing operations	\$ 0.7	\$ (1.0)	\$ (2.4)	170 %	58 %

2016 compared to 2015

Operating results in our other products business improved for 2016 as compared to 2015 due to lower carrying costs on our closed operations.

2015 compared to 2014

Operating results in our other products business improved for 2015 as compared to 2014 due to lower carrying costs on our closed operations.

GENERAL CORPORATE AND OTHER EXPENSE, NET

Net general corporate expense was \$103.7 million in 2016 as compared to \$84.8 million in 2015 and \$89.8 million in 2014. General corporate and other expenses primarily consist of corporate overhead such as wages and benefits, professional fees, insurance and other expenses for corporate functions including certain executive officers, public company costs, information technology, financial services, environmental and safety, legal, supply management, human resources and other corporate functions.

The increase in 2016 as compared to 2015 was primarily due to higher incentive compensation expense due to improved financial performance and increased costs associated with corporate initiatives related to sales and marketing activities. The decrease in 2015 as compared to 2014 was primarily due to the elimination of costs associated with the efforts to acquire Ainsworth Lumber Co. Ltd. offset by continued work on corporate initiatives.

OTHER OPERATING CREDITS AND CHARGES, NET

For a discussion of other operating credits and charges, net, see Notes 1 and 16 of the Notes to the consolidated financial statements included in item 8 of this report.

GAIN (LOSS) ON SALES OF AND IMPAIRMENTS OF LONG-LIVED ASSETS

For a discussion of gain (loss) on sales of and impairments of long-lived assets, see Notes 1 and 17 of the Notes to the consolidated financial statements included in item 8 of this report.

NON-OPERATING INCOME (EXPENSE)

For a discussion of non-operating income (expense), see Note 11 of the Notes to the consolidated financial statements included in item 8 of this report.

EQUITY IN EARNINGS OF UNCONSOLIDATED AFFILIATES

We currently operate a joint venture with Resolute Forest Products which constructed and now operates two I-joist facilities in Eastern Canada. Pursuant to the joint venture agreement, each company owns 50% of the venture. The results of these operations are included in the EWP segment.

INCOME TAXES

We recorded a tax provision in continuing operations of \$19.8 million in 2016 and a tax benefit of \$2.7 million in 2015 and \$27.2 million in 2014. For 2016, the primary differences between the U.S. statutory rate of 35% and the effective rate applied to continuing operations relates to foreign tax rates, decreases in Canadian and state valuation allowances, excess tax benefits in connection with LP's stock-based compensation plans, recognition of research and development tax credits from prior years and an increase in the reserve for unrecognized tax benefits.

For 2015, the primary difference between the U.S. statutory rate of 35% and the effective rate on our continuing operations relates to the effect of foreign tax rates and exchange rates and increases in valuation allowances on certain deferred tax assets for foreign and state net operating loss carryovers.

We paid \$8.7 million of cash taxes and received \$0.8 million in cash tax refunds in 2016 and expect to receive \$1.7 million in tax refunds and pay \$31.3 million in taxes payable from prior years in 2017.

DEFINED BENEFIT PENSION PLANS

We maintain several qualified and non-qualified defined benefit pension plans in the U.S. and Canada that cover a substantial portion of our employees. The measurement of liabilities related to these plans is based on management's interpretation of the applicable plan provisions and assumptions related to future events, including expected return on plan assets and rate of compensation increases. The discount rate reflects the rate at which

benefits could be effectively settled on the measurement date. The projected payment for each year is discounted using the rates specified by the yield curve. The sum of these discounted payments is the benefit obligation. The discount rate disclosed is the single rate applied to all projected payments that creates an equivalent obligation. Actual pension plan asset investment performance will either reduce or increase unamortized pension losses at the end of any fiscal year, which ultimately affects future pension costs. See Note 13 of the Notes to the consolidated financial statements included in item 8 of this report for further information on these plans.

The table below quantifies the approximate impact on our plans, as of December 31, 2016, of a one-half percentage point decrease in our assumptions for discount rate and expected return on assets, holding other assumptions constant:

Dollars in millions		
Increase in annual costs for 2017:		
Discount rate	\$	0.2
Expected long-term rate of return	\$	1.2
Increase in projected benefit obligation:		
Discount rate	\$	17.8

For our U.S. plans, we used a long term rate of return assumption of 5.75% in 2016 and 2015 to calculate the net periodic pension costs. For our Canadian plans, we used a long-term rate of return assumption of 3.00% to 4.25% in 2016 and 3.25% to 4.50% in 2015 to calculate the net periodic pension costs. For 2016, our net periodic pension cost was \$10.2 million and we estimate for 2017 our net periodic pension cost will be \$11.1 million. This estimate assumes that we will have no curtailment or settlement expenses in 2017. If a settlement or curtailment does occur in 2017, this estimate may change significantly.

LEGAL AND ENVIRONMENTAL MATTERS

For a discussion of legal and environmental matters involving us and the potential impact thereof on our financial position, results of operations and cash flows, see Item 3 in this report as well as Note 18 in the Notes to the consolidated financial statements included in item 8 of this report.

LIQUIDITY AND CAPITAL RESOURCES

Overview

Our principal sources of liquidity are existing cash and investment balances, cash generated by our operations and our ability to borrow under such credit facilities as we may have in effect from time to time. We may also from time to time issue and sell equity, debt or hybrid securities or engage in other capital market transactions.

Our principal uses of liquidity are paying the costs and expenses associated with our operations, servicing outstanding indebtedness and making capital expenditures. We may also from time to time prepay or repurchase outstanding indebtedness, pay dividends or acquire assets or businesses that are complementary to our operations. Any such repurchases may be commenced, suspended, discontinued or resumed, and the method or methods of effecting any such repurchases may be changed at any time or from time to time without prior notice.

Operating Activities

During 2016, we generated \$342.3 million of cash from operations as compared to \$29.2 million of cash from operations in 2015. This change reflects improved results of operations for 2016 due to higher OSB prices and increased siding volumes. Our trade receivables increased \$13.5 million during 2016. Our trade accounts payable increased by \$16.9 million during 2016 primarily due to the increase in our capital expenditure program and our salary and wages payable increase by \$24.4 million due to higher management incentive accruals. During 2016, we made \$1.4 million in contingency payments and \$14.9 million in warranty payments.

During 2015, we generated \$29.2 million of cash for operations as compared to a use of \$52.9 million of cash from operations in 2014. This change reflects improved results of operations for 2015. Our trade receivables decreased \$13.5 million during 2015. Our trade accounts payable decreased by \$7.3 million during 2015 primarily due to the increase in our capital expenditure program and our salary and wages payable increase by \$1.9 million due to timing of payroll disbursements as well as higher management accruals. Our other current liability decreased by \$12.4 million due to settlement of previously disclosed U.S. I.R.S audits. During 2015, we made \$0.7 million in contingency payments and \$11.7 million in warranty payments.

During 2014, we used \$52.9 million of cash for operations as compared to generating \$242.5 million of cash from operations in 2013. This change reflects decreased results of operations for 2014. Our trade receivables increased \$26.9 million during 2014. Our trade accounts payable decreased by \$2.8 million during 2014 primarily due to the decreases in raw material inventory and our salary and wages payable decreasing by \$10.9 million due to timing of payroll disbursements as well as lower management accruals. Our other current liability increased by \$10.3 million due to settlement of previously disclosed U.S. I.R.S audits. During 2014, we made \$3.1 million in contingency payments and \$11.6 million in warranty payments.

Investing Activities

During 2016, we generated \$286.3 million in cash from investing activities. Capital expenditures for 2016 were \$124.8 million, primarily related to final steps on the Swan Valley conversion, addition of a FlameBlock line, expansion in South America and growth and maintenance capital. We used \$1.2 million to collateralize certain long-term obligations. We also received \$410.0 million of payments on notes receivable from asset sales. Additionally, included in accounts payable is \$9.8 million related to capital expenditures that had not yet been paid as of December 31, 2016.

During 2015, we used \$115.9 million in cash from investing activities. Capital expenditures for 2015 were \$113.8 million, primarily related to the conversion of our Swan Valley OSB mill to a siding mill, growth and maintenance capital and minor capital related to our announced expansion in South America. We received distributions from our joint ventures of \$1.1 million, \$0.5 million from the sale of assets and used \$3.9 million to collateralize certain long-term obligations. Additionally, included in accounts payable is \$20.0 million related to capital expenditures that had not yet been paid as of December 31, 2015.

During 2014, we used \$63.5 million in cash from investing activities. Capital expenditures for 2014 were \$80.1 million, primarily related to growth and maintenance capital and minor capital related to our announced expansion in South America. We received distributions from our joint ventures of \$2.6 million, \$13.2 million from the sale of assets and \$0.8 million in cash no longer required to collateralize certain long-term obligations. Additionally, included in accounts payable is \$5.2 million related to capital expenditures that had not yet been paid as of December 31, 2014.

Capital expenditures in 2017 are expected to be approximately \$175 million to \$200 million related to productivity improvements, growth and maintenance projects and our South American expansion.

Financing Activities

In 2016, net cash used in financing activities was \$407.0 million. During 2016, we issued \$350.0 million aggregate principal amount of 4.875% Senior Notes due 2024, and used the proceeds of this issuance to fully retire our Senior Notes due 2020. Additionally, we used \$392.5 million to repay other outstanding debt in 2016 and \$9.2 million for taxes related to net share settlement of equity awards.

In September 2016, we issued \$350.0 million aggregate principal of 4.875% Senior Notes due 2024. On or after September 15, 2019, we may, at our option on one or more occasions, redeem all or any portion of these notes at specified redemption rates. Obligations under the indenture governing our notes are unsecured and not presently guaranteed by any of LP's subsidiaries. The indenture contains customary covenants applicable to us and our subsidiaries, other than certain unrestricted subsidiaries, including restrictions on actions and activities that are restricted under the credit facility. The indenture also contains customary events of default, the occurrence of which could result in acceleration of our obligations to repay the indebtedness outstanding thereunder.

In 2015, net cash used in financing activities was \$4.4 million. During 2015, we used \$2.3 million to repay outstanding debt and \$6.1 million for taxes related to net share settlement of equity awards. Additionally, during 2015, we received a grant from the Investments in Forest Industry Transformation program in Canada for \$3.3 million in connection with our conversion of the Swan Valley OSB mill.

In 2014, net cash used in financing activities was \$3.9 million. During 2014, we used \$2.3 million to repay outstanding debt and \$1.5 million for taxes related to net share settlement of equity awards.

CREDIT AGREEMENTS

In December 2013, we entered into a credit agreement with various lenders and American AgCredit, PCA, as administrative agent and CoBank, ACB, as letter of credit issuer. The credit agreement provides for a \$200 million revolving credit facility, with a \$60 million sublimit for letters of credit. The credit facility terminates and all loans made under the credit agreement become due in December 2018. As of December 31, 2016, no revolving borrowings had been made under the credit facility.

The credit agreement contains customary covenants applicable to us and certain of our subsidiaries, including restrictions on, among other things, our ability to: incur debt; incur liens; declare or make distributions to our stockholders; make loans and investments; repay debt; enter into mergers, acquisitions and other business combinations; form or acquire subsidiaries; amend or modify our governing documents; enter into hedging arrangements; engage in other businesses other than our business as currently conducted; and enter into transactions with affiliates. The credit agreement also contains financial covenants that require us and our consolidated subsidiaries to have, as of the end of each quarter, (i) a capitalization ratio (i.e., funded debt to total capitalization) of no more than 40% and (ii) unrestricted cash and cash equivalents of at least \$200 million, in each case calculated in the manner specified in the credit agreement. As of December 31, 2016 and 2015, we were in compliance with all financial covenants under the credit agreement. The credit agreement contains customary events of default, the occurrence of which could result in the acceleration of our obligation to repay the indebtedness outstanding thereunder.

LP Chile is a party to a term loan agreement with Banco de Credito e Inversiones for UF 943,543.7391 (equivalent to \$39 million at the time of inception). The loan agreement has a term of 10 years with semi-annual principal payments beginning in June of 2012. The loan bears interest at UF plus 3.9% per annum. The loan contains various restrictive covenants and requires the maintenance by LP Chile of a debt to equity ratio of less than or equal to 1. If LP Chile is late in making payments, LP Chile will also be required to maintain a ratio of net debt to earnings before interest, taxes, depreciation and amortization (EBITDA) of less than or equal to 2.5 and a ratio of EBITDA to financial costs of at least 3. The loan agreement also contains customary events of default, the occurrence of which could result in acceleration of our obligations to repay the indebtedness outstanding thereunder. Since this loan is denominated in other than U.S. dollars, the balance fluctuates based upon changes in the underlying currency rates. The impact of foreign currency exchange rates in 2016 was \$1 million which was partially offset by a UF change of \$0.3 million. The impact of foreign currency exchange rates in 2015 was \$2.1 million which was partially offset by a UF change of \$0.5 million.

OTHER LIQUIDITY MATTERS

As of December 31, 2016, we had \$4.8 million (\$23.4 million, par value) of principal invested in auction rate securities (ARS). The ARS held by us are securities with long-term nominal maturities for which the interest rates were historically reset through a Dutch auction each month. We intend to continue to offer our ARS at auction and to consider other options, including alternative buyers and other potential transactions. We do not currently require our ARS to be liquidated in order to fund our day-to-day operations and we are prepared to hold them until maturity, if necessary.

Contingency Reserves

Contingency reserves, which represent an estimate of future cash needs for various contingencies (principally, payments for environmental reserves), totaled \$16.1 million at December 31, 2016, of which \$3.4 million is estimated to be payable within one year. As with all accounting estimates, there is inherent uncertainty concerning

the reliability and precision of such estimates. As described above and in Note 18 of the Notes to the consolidated financial statements included in item 8 of this report, the amounts ultimately paid in resolving these contingencies could exceed the current reserves by a material amount.

Contractual Obligations

The table below summarizes our contractual obligations as of December 31, 2016 over the next several years. See discussion above concerning provisions that could accelerate the due dates on our long-term debt.

Dollars amounts in millions	Payments due by period			
	Less than 1 year	1-3 years	3-5 years	More than 5 years
Contractual obligations				
Long-term debt	\$ 2.6	\$ 29.7	\$ —	\$ 350.0
Interest payments on long-term debt ¹	19	35.3	34.2	51.2
Operating leases	5.0	7.8	4.0	1.9
Other long-term obligations ²	8.7	7	1.9	—
Total contractual cash obligations^{3,4}	\$ 35.3	\$ 79.8	\$ 40.1	\$ 403.1

¹ The estimate of interest payments assumes interest is paid through the date of maturity or expiration of the related debt based upon stated rates in the respective debt instruments.

² Other long term obligations primarily consist of obligations related to information technology infrastructure.

³ Uncertain tax positions have been excluded from the above table as it is not reasonably possible to estimate when these may need to be paid. As of December 31, 2016, the amount of uncertain tax positions excluded from the above table is \$39.8 million.

⁴ As of December 31, 2016, LP had warranty reserves of \$24.1 million. These have been excluded from the above table as it is not reasonably possible to determine when these may need to be paid.

POTENTIAL IMPAIRMENTS

We continue to review several mills and investments for potential impairments. Management currently believes we have adequate support for the carrying value of each of these assets based upon the anticipated cash flows that result from our estimates of future demand, pricing and production costs assuming certain levels of planned capital expenditures. As of December 31, 2016, the fair values of LP's facilities were substantially in excess of their carrying value, which supported the conclusion that no impairment is necessary for those facilities. However, if demand and pricing for the relevant products continues at levels significantly below cycle average demand and pricing, or should LP decide to invest capital in alternative projects, or should changes occur related to LP's wood supply for these locations, it is possible that impairment charges will be required.

We also review from time to time possible dispositions of various assets in light of current and anticipated economic and industry conditions, our strategic plan and other relevant factors. Because a determination to dispose of particular assets can require management to make assumptions regarding the transaction structure of the disposition and to estimate the net sales proceeds, which may be less than previous estimates of undiscounted future net cash flows, we may be required to record impairment charges in connection with decisions to dispose of assets.

PROSPECTIVE ACCOUNTING PRONOUNCEMENTS

See Note 1 for discussion of prospective accounting pronouncements in the Notes to the consolidated financial statements included in item 8 of this report.

ITEM 7A. Quantitative and Qualitative Disclosures about Market Risk

Our international operations have exposure to foreign currency rate risks, primarily due to fluctuations in the Canadian dollar, Brazilian real and the Chilean peso. Although we have in the past entered into foreign exchange contracts associated with certain of our indebtedness and may continue to enter into foreign exchange contracts associated with major equipment purchases to manage a portion of the foreign currency rate risk, we historically have not entered into material currency rate hedges with respect to our exposure from operations, although we may do so in the future.

Some of our products are sold as commodities and therefore sales prices fluctuate daily based on market factors over which we have little or no control. The most significant commodity product we sell is OSB. Based upon an assumed North America annual production capacity in the OSB segment of 4.9 billion square feet (3/8" basis) or 4.2 billion square feet (7/16" basis), a \$1 change in the annual average price per thousand square feet on 7/16" basis would change annual pre-tax profits by approximately \$4.2 million.

We historically have not entered into material commodity futures and swaps, although we may do so in the future.

ITEM 8. Financial Statements and Supplementary Data

REPORT OF INDEPENDENT REGISTERED PUBLIC ACCOUNTING FIRM

To the Board of Directors and Stockholders of Louisiana-Pacific Corporation

We have audited the accompanying Consolidated Balance Sheets of Louisiana-Pacific Corporation and subsidiaries (the “Company”) as of December 31, 2016 and 2015, and the related Consolidated Statements of income, comprehensive income, cash flows, and stockholders’ equity for each of the three years in the period ended December 31, 2016. These financial statements are the responsibility of the Company’s management. Our responsibility is to express an opinion on these financial statements based on our audits.

We conducted our audits in accordance with the standards of the Public Company Accounting Oversight Board (United States). Those standards require that we plan and perform the audit to obtain reasonable assurance about whether the financial statements are free of material misstatement. An audit includes examining, on a test basis, evidence supporting the amounts and disclosures in the financial statements. An audit also includes assessing the accounting principles used and significant estimates made by management, as well as evaluating the overall financial statement presentation. We believe that our audits provide a reasonable basis for our opinion.

In our opinion, such Consolidated Financial Statements present fairly, in all material respects, the financial position of Louisiana-Pacific Corporation and subsidiaries as of December 31, 2016 and 2015, and the results of their operations and their cash flows for each of the three years in the period ended December 31, 2016, in conformity with accounting principles generally accepted in the United States of America.

As discussed in Note 1 to the Consolidated Financial Statements, effective January 1, 2016 the Company adopted Accounting Standards Update 2016-09, *Improvements to Employee Share-based Payment Accounting* which resulted in a \$16.3 million cumulative-effect adjustment to retained earnings related to previously unrecognized excess tax benefits.

We have also audited, in accordance with the standards of the Public Company Accounting Oversight Board (United States), the Company’s internal control over financial reporting as of December 31, 2016, based on the criteria established in *Internal Control-Integrated Framework (2013)* issued by the Committee of Sponsoring Organizations of the Treadway Commission and our report dated February 14, 2017 expressed an unqualified opinion on the Company’s internal control over financial reporting.

/s/ DELOITTE & TOUCHE LLP

Nashville, Tennessee
February 14, 2017

Consolidated Balance Sheets
Dollar amounts in millions

	December 31,	
	2016	2015
ASSETS		
Current assets:		
Cash and cash equivalents	\$ 659.3	\$ 434.7
Receivables, net of allowance for doubtful accounts of \$1.0 million and \$1.1 million at December 31, 2016 and 2015	108.3	96.4
Inventories	234.6	222.0
Prepaid expenses and other current assets	6.1	7.0
Assets held for sale	8.2	9.0
Total current assets	1,016.5	769.1
Timber and timberlands	53.5	53.1
Property, plant and equipment, net	883.2	862.4
Goodwill	9.7	9.7
Notes receivable from asset sales	22.2	432.2
Investments in and advances to affiliates	6.2	7.7
Restricted cash	13.2	14.3
Other assets	22.4	23.0
Deferred tax asset	4.3	4.8
Total assets	\$ 2,031.2	\$ 2,176.3
LIABILITIES AND STOCKHOLDERS' EQUITY		
Current liabilities:		
Current portion of long-term debt	\$ 2.6	\$ 2.1
Accounts payable and accrued liabilities	222.8	139.6
Current portion of contingency reserves	3.4	1.3
Total current liabilities	228.8	143.0
Long-term debt, excluding current portion	374.4	751.8
Deferred income taxes	27.7	99.5
Contingency reserves, excluding current portion	12.7	15.5
Other long-term liabilities	191.9	149.5
Stockholders' equity:		
Preferred stock, \$1 par value, 15,000,000 shares authorized, no shares issued	—	—
Common stock, \$1 par value, 200,000,000 shares authorized, 153,358,542 and 152,979,708 shares issued	153.4	153.0
Additional paid-in capital	478.2	496.5
Retained earnings	890.3	724.2
Treasury stock, 9,041,733 shares and 9,995,456 shares, at cost	(189.0)	(210.6)
Accumulated comprehensive loss	(137.2)	(146.1)
Total stockholders' equity	1,195.7	1,017.0
Total liabilities and stockholders' equity	\$ 2,031.2	\$ 2,176.3

See Notes to the Consolidated Financial Statements.

Consolidated Statements of Income
Dollar amounts in millions, except per share

	Year ended December 31,		
	2016	2015	2014
Net sales	\$ 2,233.4	\$ 1,892.5	\$ 1,934.8
Operating costs and expenses:			
Cost of sales	1,724.0	1,682.7	1,757.8
Depreciation and amortization	112.8	101.9	100.7
Selling and administrative	183.6	152.8	149.5
(Gain) loss on sale or impairment of long lived assets, net	(8.4)	2.1	(3.1)
Other operating credits and charges, net	17.4	16.3	7.5
Total operating costs and expenses	2,029.4	1,955.8	2,012.4
Income (loss) from operations	204.0	(63.3)	(77.6)
Non-operating income (expense):			
Interest expense, net of capitalized interest	(32.1)	(31.2)	(29.8)
Investment income	8.2	4.4	5.5
Other non-operating items	(15.2)	(5.3)	(3.1)
Total non-operating income (expense)	(39.1)	(32.1)	(27.4)
Income (loss) from continuing operations before income taxes and equity in income of unconsolidated affiliates	164.9	(95.4)	(105.0)
Provision (benefit) for income taxes	19.8	(2.7)	(27.2)
Equity in income of unconsolidated affiliates	(5.2)	(6.7)	(4.4)
Income (loss) from continuing operations	150.3	(86.0)	(73.4)
Loss from discontinued operations before taxes	(0.8)	(3.2)	(3.0)
Benefit for income taxes	(0.3)	(1.1)	(1.0)
Loss from discontinued operations	(0.5)	(2.1)	(2.0)
Net income (loss)	\$ 149.8	\$ (88.1)	\$ (75.4)
Basic net income (loss) per share:			
Income (loss) per share from continuing operations	\$ 1.05	\$ (0.60)	\$ (0.52)
Loss per share from discontinued operations	(0.01)	(0.02)	(0.01)
Net income (loss) per share	\$ 1.04	\$ (0.62)	\$ (0.53)
Diluted net income (loss) per share:			
Income (loss) per share from continuing operations	\$ 1.03	\$ (0.60)	\$ (0.52)
Loss per share from discontinued operations	—	(0.02)	(0.01)
Net income (loss) per share	\$ 1.03	\$ (0.62)	\$ (0.53)
Average shares of common stock used to compute net income (loss) per share:			
Basic	143.4	142.4	141.1
Diluted	145.3	142.4	141.1

See Notes to the Consolidated Financial Statements.

Consolidated Statements of Comprehensive Income
Dollar amounts in millions

	Year ended December 31,		
	2016	2015	2014
Net income (loss)	\$ 149.8	\$ (88.1)	\$ (75.4)
Other comprehensive income (loss), net of tax			
Foreign currency translation adjustments	8.8	(21.4)	(14.5)
Unrealized gains (losses) on securities, net of reversals	(0.6)	0.7	0.6
Defined benefit pension plans:			
Change benefit obligations, translation adjustment	(0.5)	1.2	0.7
Prior service cost	—	—	(6.1)
Net gain (loss)	(2.9)	(0.4)	(26.7)
Amortization of amounts included in net periodic benefit cost:			
Actuarial loss, net of tax	3.5	4.6	3.4
Prior service cost, net of tax	0.3	0.3	—
Other	0.3	0.2	0.5
Other comprehensive income (loss), net of tax	8.9	(14.8)	(42.1)
Comprehensive income (loss)	\$ 158.7	\$ (102.9)	\$ (117.5)

See Notes to the Consolidated Financial Statements.

Consolidated Statements of Cash Flows
Dollar amounts in millions

	Year ended December 31,		
	2016	2015	2014
CASH FLOWS FROM OPERATING ACTIVITIES			
Net income (loss)	\$ 149.8	\$ (88.1)	\$ (75.4)
Adjustments to reconcile net income (loss) to net cash provided by (used in) operating activities:			
Depreciation and amortization	112.8	101.9	100.7
Equity in income (loss) of unconsolidated affiliates, including dividends	1.5	(3.7)	(4.4)
Other operating credits and charges, net	17.4	16.3	9.0
(Gain) loss on sale or impairment of long-lived assets, net	(8.4)	2.1	(3.1)
Loss on early debt extinguishment	17.3	—	—
Stock-based compensation related to stock plans	13.0	9.3	9.4
Exchange (gain) loss on remeasurement	(2.0)	2.8	(2.5)
Cash settlements of warranty, net of accruals	(13.6)	(8.5)	(7.9)
Pension expense (payments), net of contributions	3.7	6.0	(3.2)
Non-cash interest expense, net	3.8	0.8	1.7
Other adjustments, net	(1.1)	1.2	(1.2)
Changes in assets and liabilities:			
(Increase) decrease in receivables	(8.9)	10.6	(34.1)
(Increase) decrease in inventories	(11.0)	3.5	(9.2)
(Increase) decrease in prepaid expenses	1.0	2.2	(0.4)
Increase (decrease) in accounts payable and accrued liabilities	53.8	(20.3)	(7.8)
Increase (decrease) in deferred income taxes	13.2	(6.9)	(24.5)
Net cash provided by (used in) operating activities	<u>342.3</u>	<u>29.2</u>	<u>(52.9)</u>
CASH FLOWS FROM INVESTING ACTIVITIES			
Property, plant, and equipment additions	(124.8)	(113.8)	(80.1)
Proceeds from asset sales	0.3	0.5	13.2
Investment in and refunds from joint ventures	—	1.1	2.6
Receipt of proceeds from notes receivable from asset sales	410.0	—	—
(Increase) decrease in restricted cash under letters of credit	1.2	(3.9)	0.8
Other investing activities, net	(0.4)	0.2	—
Net cash provided by (used in) investing activities	<u>286.3</u>	<u>(115.9)</u>	<u>(63.5)</u>
CASH FLOWS FROM FINANCING ACTIVITIES			
Borrowings of long-term debt	350.0	—	—
Repayment of long-term debt	(742.5)	(2.3)	(2.3)
Payment of debt issuance fees	(5.2)	—	—
Taxes paid related to net share settlement of equity awards	(9.2)	(6.1)	(1.5)
Sale of common stock, net of cash payments under equity plans	(0.1)	0.7	—
Other financing activities, net	—	3.3	(0.1)
Net cash used in financing activities	<u>(407.0)</u>	<u>(4.4)</u>	<u>(3.9)</u>
Effect of exchange rate on cash and cash equivalents	3.0	(6.9)	(3.8)
Net increase (decrease) in cash and cash equivalents	224.6	(98.0)	(124.1)
Cash and cash equivalents at beginning of year	434.7	532.7	656.8
Cash and cash equivalents at end of year	<u>\$ 659.3</u>	<u>\$ 434.7</u>	<u>\$ 532.7</u>

See Notes to the Consolidated Financial Statements.

Consolidated Statements of Stockholders' Equity
Dollar and share amounts in millions, except per share amounts

	Common Stock		Treasury Stock		Additional Paid-In Capital	Retained Earnings	Accumulated Comprehensive Loss	Total Stockholders' Equity
	Shares	Amount	Shares	Amount				
Balance as of December 31, 2013	152.0	\$ 152.0	10.9	\$(232.2)	\$ 508.0	\$ 887.7	\$ (89.2)	\$ 1,226.3
Net loss						(75.4)		(75.4)
Issuance of shares for employee stock plans and stock-based compensation			(0.4)	8.8	(9.5)			(0.7)
Amortization of restricted stock grants					2.1			2.1
Exercise of stock warrants	0.8	0.8			(0.8)			—
Compensation expense associated with stock awards					7.2			7.2
Tax benefit of employee stock plan transactions			0.1	(1.6)				(1.6)
Other comprehensive loss							(42.1)	(42.1)
Balance as of December 31, 2014	152.8	152.8	10.6	(225.0)	507.0	812.3	(131.3)	1,115.8
Net loss						(88.1)		(88.1)
Issuance of shares for employee stock plans and stock-based compensation			(1.0)	20.5	(19.6)			0.9
Amortization of restricted stock grants					1.8			1.8
Exercise of stock warrants	0.2	0.2			(0.2)			—
Compensation expense associated with stock awards					7.5			7.5
Taxes paid related to net settlements			0.4	(6.1)				(6.1)
Other comprehensive loss							(14.8)	(14.8)
Balance as of December 31, 2015	153.0	153.0	10.0	(210.6)	496.5	724.2	(146.1)	1,017.0
Cumulative effect of adoption of accounting principle					(0.4)	16.3		15.9
Net income						149.8		149.8
Issuance of shares for employee stock plans and stock-based compensation			(1.5)	30.8	(30.4)			0.4
Amortization of restricted stock grants					2.4			2.4
Exercise of stock warrants	0.4	0.4			(0.4)			—
Compensation expense associated with stock awards					10.5			10.5
Taxes paid related to net share settlement of equity awards			0.5	(9.2)				(9.2)
Other comprehensive income							8.9	8.9
Balance as of December 31, 2016	153.4	\$ 153.4	9.0	\$(189.0)	\$ 478.2	\$ 890.3	\$ (137.2)	\$ 1,195.7

See Notes to the Consolidated Financial Statements

NOTES TO THE CONSOLIDATED FINANCIAL STATEMENTS

1. SUMMARY OF SIGNIFICANT ACCOUNTING POLICIES

Nature of Operations

Louisiana-Pacific Corporation and its subsidiaries (collectively LP or the Company) are principally engaged in the manufacture of building products. In addition to its U.S. operations, the Company also maintains manufacturing facilities in Canada, Chile and Brazil through foreign subsidiaries and a joint venture. The principal customers for the Company's building products are retail home centers, manufactured housing producers, distributors and wholesalers in North America and South America, with limited sales to Asia, Australia and Europe.

See Note 23 below for further information regarding LP's products and segments.

Use of Estimates in the Preparation of Financial Statements

The preparation of financial statements in conformity with accounting principles generally accepted in the U.S. requires management to make estimates and assumptions that affect the reported amounts of assets and liabilities and disclosure of contingent assets and liabilities at the date of the financial statements and the reported amounts of revenues and expenses during the reporting period. Actual results could differ from those estimates.

Consolidation

The consolidated financial statements include the accounts of LP and its majority-owned subsidiaries after elimination of intercompany transactions. The equity method of accounting is used for joint ventures and investments in associated companies over which LP has significant influence but does not have control. Significant influence is deemed to exist generally when the Company has an ownership interest in the voting stock of an investee of between 20 percent and 50 percent. LP's equity in the income and losses of these investments is recorded in "Equity in income of unconsolidated affiliates" on the Consolidated Statements of Income. See Note 8 for further discussion of these investments and advances. LP has a variable interest in its Abitibi-LP equity method investee but is not considered to be the primary beneficiary.

Cash and Cash Equivalents

Cash and cash equivalents includes cash on hand and short-term investments of 3 months or less when purchased. These investments are stated at cost, which approximates market value.

Investments

LP's long-term investments are classified as available-for-sale and are reported at estimated fair value. LP may invest in securities including U.S. treasury notes, bank obligations, corporate obligations, auction rate securities and commercial paper. Under LP's investment criteria at purchase, bank and corporate obligations carry a rating of at least A-1 and commercial paper must have the highest rating obtainable from one or more rating agencies. Unrealized gains and losses, net of tax, on these investments are reported as a separate component of "Accumulated comprehensive loss" in Stockholders' Equity until realized. Impairment losses are charged to income for other-than-temporary declines in fair value. Realized gains and losses (including impairments) are recorded in "Investment income" in the Consolidated Statements of Income. For purposes of computing realized gains and losses, cost is identified on a specific identification basis. See Note 2 for further discussion.

Fair Value of Financial Instruments

LP has, where appropriate, estimated the fair value of financial instruments. These fair value amounts may be significantly affected by the assumptions used, including the discount rate and estimates of cash flows. Accordingly, the estimates presented are not necessarily indicative of the amounts that could be realized in a current market exchange.

Inventory

Inventories are valued at the lower of cost or market. Inventory costs include materials, labor and operating overhead. The LIFO (last-in, first-out) method is used for a minor portion of the Company's log inventories with the remaining inventories valued at FIFO (first-in, first-out) or average cost. Inventory consists of the following:

Dollar amounts in millions	December 31,	
	2016	2015
Logs	\$ 54.6	\$ 58.6
Other raw materials	23.0	21.6
Semi finished inventory	16.8	18.5
Finished products	140.2	123.3
Total	\$ 234.6	\$ 222.0

Assets Held for Sale

Over the last several years, LP has adopted and implemented plans to sell selected assets in order to improve its operating results. LP is required to classify assets held for sale which are not part of a discontinued business separately on the face of the financial statements outside of "Property, plant and equipment". As of December 31, 2016 and 2015, LP included various non-operating sites in its held for sale category. The current book values of assets held for sale by category is as follows:

Dollar amounts in millions	December 31,	
	2016	2015
Property, plant and equipment, at cost:		
Land, land improvements and logging roads, net of road amortization	\$ 1.3	\$ 1.8
Buildings	0.3	0.5
Machinery and equipment	6.6	6.7
Net property, plant and equipment	\$ 8.2	\$ 9.0

LP believes that the net realizable sales value of the aforementioned assets exceeds their carrying values.

Timber and Timberlands

Timber and timberlands is comprised of timber deeds and allocations of purchase price to Canadian timber harvesting licenses. Timber deeds are transactions in which LP purchases timber, but not the underlying land. The cost of timber deeds are capitalized in timber and timberlands and charged to cost of timber harvested as the volume is removed. Timber that has been severed but has not yet been delivered to a facility is included in timber and timberlands. The values associated with timber licenses were allocated in the purchase price allocations for Le Groupe Forex (Forex), Peace Valley OSB, and the assets of Evans Forest Products. These licenses have a life of twenty to twenty-five years. These licenses are amortized on a straight-line basis over the life of the facilities. Cost of timber harvested also includes the amortization of the timber licenses. See Note 7 for further discussion.

Property, Plant and Equipment

Property, plant and equipment, including capitalized interest, are recorded at cost. Depreciation for financial statement purposes is provided principally using the units of production method for machinery and equipment which amortizes the cost of equipment over the estimated units that will be produced during its useful life. Provisions for depreciation of buildings, land improvements and the remaining machinery and equipment have been computed using straight-line rates based on the estimated service lives. The effective straight-line lives for the principal classes of property range from three to twenty years.

Logging road construction costs are capitalized and included in land and land improvements. These costs are amortized as the timber volume adjacent to the road system is harvested.

LP capitalizes interest on borrowed funds during construction periods. Capitalized interest is charged to machinery and equipment accounts and amortized over the lives of the related assets. Capitalized interest totaled \$1.9 million in 2016 and 2015.

Plant, property and equipment, net consists of the following:

Dollar amounts in millions	December 31,	
	2016	2015
Property, plant and equipment, at cost:		
Land, land improvements and logging roads, net of road amortization	\$ 151.5	\$ 137.0
Buildings	328.8	324.6
Machinery and equipment	1,881.8	1,897.4
Construction in progress	48.7	33.5
	<u>2,410.8</u>	<u>2,392.5</u>
Accumulated depreciation	(1,527.6)	(1,530.1)
Property, plant and equipment, net	<u>\$ 883.2</u>	<u>\$ 862.4</u>

Potential Impairments

Long-lived assets to be held and used by LP (primarily property, plant and equipment and timber and timberlands) are reviewed for impairment when events or changes in circumstances indicate that the carrying amount of the assets may not be recoverable. When impairment is indicated, the book values of the assets are written down to their estimated fair value as calculated by the expected discounted cash flow or estimated net sales price. See Note 17 for a discussion of charges in 2016, 2015 and 2014 related to impairments of property, plant and equipment. Long-lived assets that are held for sale are written down to the estimated sales proceeds less cost to sell unless the estimated net proceeds exceed the carrying value.

LP continues to review certain operations and investments for potential impairments. LP's management currently believes it has adequate support for the carrying value of each of these operations and investments based upon the anticipated cash flows that result from estimates of future demand, pricing and production costs assuming certain levels of planned capital expenditures. As of December 31, 2016, the fair values of LP's facilities were in excess of their carrying value, which supported the conclusion that no impairment is necessary for those facilities. However, if demand and pricing for the relevant products continues at levels significantly below cycle average demand and pricing, or should LP decide to invest capital in alternative projects, or should changes occur related to LP's wood supply for these locations, it is possible that impairment charges will be required.

Goodwill and Intangible assets

Goodwill is tested for impairment on an annual basis, and when indicators of impairment are determined to exist. Impairment is evaluated by applying a fair value based test. Impairment losses would be recognized whenever the implied fair value of goodwill is less than its carrying value. Intangible assets with finite useful lives are amortized generally on a straight-line basis over the periods benefited. Impairment of the intangible asset is evaluated when factors indicate impairment may exist.

Restricted Cash

LP's restricted cash accounts generally secure outstanding letters of credit.

Income Taxes

LP accounts for income taxes under an asset and liability approach that requires the recognition of deferred tax assets and liabilities for the expected future tax consequences of events that have been recognized in LP's financial statements or tax returns. In estimating future tax consequences, LP generally considers all expected future events other than the enactment of changes in tax laws or rates. The effect on deferred tax assets and liabilities of a change in tax rates will be recognized as income or expense in the period that includes the enactment date. Additionally,

deferred tax assets are reduced by a valuation allowance when it is more likely than not that some portion of the deferred tax assets will not be realized.

LP recognizes liabilities for uncertain tax positions through a two-step process. The first step is to evaluate the tax position for recognition by determining if the weight of the available evidence indicates that it is more likely than not that the position will be sustained on audit, including resolution of related appeals or litigation process, if any. The second step requires LP to estimate and measure the tax benefit as the largest amount that is more than 50% likely to be realized upon ultimate settlement. It is inherently difficult and subjective to estimate such amounts, as LP must determine the probability for various outcomes. LP evaluates these uncertain tax provisions when new information becomes available. These revaluations are based upon factors including, but not limited to, changes in circumstances, changes in tax law, successful settlement of issues under audit and new audit activity. Such a change in recognition or measurement could result in the recognition of a tax benefit or an increase to the related provision.

LP classifies interest related to income taxes liabilities or uncertain tax positions as interest expense or interest income and, if applicable, penalties are recognized as a component of income tax expense.

See Note 10 for further discussion of deferred income taxes.

Asset Retirement Obligations

LP records the fair value of the legal and conditional obligations to retire and remove long-lived assets in the period which the obligation is incurred. These obligations primarily consist of monitoring costs on closed landfills, timber reforestation obligations associated with LP's timber licenses in Canada and site restoration costs. When the related liability is initially recorded, LP capitalizes the cost by increasing the carrying amount of the related long-lived asset. Over time, the liability is accreted to its settlement value and the capitalized cost is depreciated over the useful life of the related asset. Upon settlement of the liability, LP recognizes a gain or loss for any difference between the settlement amount and the liability recorded. See Note 15 for further discussion.

Stock-Based Compensation

LP recognizes the cost of employee services received in exchange for awards of equity instruments, such as performance shares, restricted stock or restricted stock units and stock-settled stock appreciation rights (SSARs), based upon the fair value of those awards at the date of grant over the requisite service period. See Note 14 for further discussion.

Foreign Currency Translation

The functional currency for the Company's Canadian subsidiaries is the U.S. dollar; however the books and records for these subsidiaries are maintained in the Canadian dollar. The financial statements of these foreign subsidiaries are remeasured into U.S. dollars using the historical exchange rate for property, plant and equipment, timber and timberlands (related depreciation and amortization on both property, plant and equipment and timber and timberlands), goodwill, and certain other non-monetary assets. LP uses the exchange rate at the balance sheet date for the remaining assets and liabilities, including deferred taxes. A weighted-average exchange rate is used for each period for revenues and expenses. These transaction gains or losses are recorded in "Other non-operating income (expense)" on the Consolidated Statements of Income.

The functional currencies of LP's Chilean and Brazilian subsidiaries are the Chilean peso and Brazilian real and their books and records are maintained in the local currency. Translation adjustments, which are based upon the exchange rate at the balance sheet date for assets and liabilities and the weighted-average rate for the income statement, are recorded in "Accumulated comprehensive income (loss)" in Stockholders' equity.

Revenue Recognition

Revenue is recognized when title has passed. The following criteria are used to determine that title has passed: (1) persuasive evidence of an arrangement exists; (2) delivery has occurred or services have been rendered; (3) the price to the buyer is fixed or determinable; and (4) the collection is reasonably assured.

During 2016, 2015 and 2014, LP's top ten customers accounted for approximately 41%, 45% and 41% of its sales. No customers exceeded 10% of LP's sales in 2016, 2015 or 2014.

LP records estimated reductions to revenue for customer programs and incentive offerings, including pricing arrangements, promotions and other volume-based incentives, at the date revenue is recognized. Some of these incentives are negotiated up front with the customer and are redeemable only if the customer achieves a specified cumulative level of sales (measured in dollars or units) or sales increase. Under these incentive programs, at the time of sale, LP estimates the anticipated rebate to be paid based upon forecasted sales levels. These forecasts are updated on a regular basis. If the forecasted sales for a customer change significantly, the accrual for rebates is adjusted to reflect the revised estimate.

Other Operating Credits and Charges, Net

LP classifies significant amounts that management considers unrelated to ongoing core operating activities as "Other operating credits and charges, net" in the Consolidated Statements of Income. Such items include, but are not limited to, amounts related to restructuring charges (including severance charges), charges to establish and maintain litigation or environmental reserves, product reserves, prior year inventory profit adjustments, retirement charges and gains or losses from settlements with governmental or other organizations. Due to the nature of these items, amounts in the income statement can fluctuate from year to year. The determination of which items are considered significant and unrelated to core operations is based upon management's judgment. See Note 16 for a discussion of specific amounts in 2016, 2015 and 2014.

Retirement Benefits

LP is required to use actuarial methods and assumptions in the valuation of defined benefit obligations and the determination of expense. Difference between actual and expected results or changes in the values of the obligations and plan assets are not recognized in earnings as they occur but, rather, systematically and gradually over subsequent periods. See Note 13 for further information.

Comprehensive Income

Comprehensive income consists of net income (loss) and other gains and losses affecting shareholders' equity that are excluded from net income (loss), including foreign currency translation adjustments, costs associated with pension or other post retirement benefits that have not been recognized as components of net periodic benefit costs, and net unrealized gains or losses on securities and is presented in the accompanying Consolidated Statements of Comprehensive Income. See Note 22 for further discussion.

Present and Prospective Accounting Pronouncements

In May 2014, the Financial Accounting Standards Board (FASB) issued Accounting Standards Update (ASU) 2014-09, "Revenue from Contracts with Customers (Topic 606)", which supersedes the revenue recognition requirements in Accounting Standards Codification (ASC) 605, Revenue Recognition. The new revenue recognition standard requires entities to recognize revenue in a way that depicts the transfer of promised goods or services to customers in an amount that reflects the consideration to which the entity expects to be entitled to in exchange for those goods or services. The ASU 2014-09 will replace most existing revenue recognition guidance in U.S. GAAP when it becomes effective. The new standard is effective on January 1, 2018. LP has elected to adopt the revenue recognition standard in the first quarter of 2018 with a cumulative adjustment to retained earnings. Based upon current interpretations, LP does not anticipate the adoption of this standard to have a material impact on LP's financial statements.

In July 2015, the FASB issued ASU 2015-11, "Inventory (Topic 330): Simplifying the Measurement of Inventory" which requires entities to measure most inventory "at the lower of cost and net realizable value," thereby simplifying the current guidance under which an entity must measure inventory at the lower of cost of market. LP currently values all inventory at the lower of cost of market. The ASU will not apply to inventories that are measured by using the last-in, first-out (LIFO), which is the method that LP currently uses for a minor portion of its log inventories. The remaining inventories are valued using first-in, first-out or average cost. This ASU is effective

prospectively for annual periods beginning after December 15, 2016 and interim periods therein. The adoption of this standard is not expected to have a material impact on LP's financial condition, results of operations or cash flow.

In March 2016, the FASB issued ASU No. 2016-09, "Improvements to Employee Share-based Payment Accounting" which simplifies several aspects of the accounting for employee share-based payment transactions and addresses the presentation of excess tax benefits and employee taxes paid on the statement of cash flows. LP is now required to present excess tax benefits as an operating activity (combined with other income tax cash flows) on the statement of cash flows rather than as a financing activity, and LP has adopted this change prospectively. ASU 2016-09 also requires the presentation of employee taxes as a financing activity on the statement of cash flows, which is where LP has previously classified this item. LP adopted this standard using the modified retrospective approach as of January 1, 2016 and recorded a cumulative-effect adjustment of \$16.3 million to increase retained earnings and increase long-term deferred tax asset.

In March 2016, the FASB issued ASU 2016-02, "Leases (Topic 842)", which supersedes the lease accounting requirements in ASC Topic 840, Leases. The new standard requires entities to recognize, separately from each other, an asset for its right to use (ROU) the underlying asset equal to the liability for its finance and operating lease obligations. Further, the entity is required to present separately the current and non-current portion of the ROU asset and corresponding lease liability. The new standard is effective on January 1, 2019. LP is currently evaluating the effect that adopting this new accounting guidance will have on its consolidated results of operations and financial position.

In August 2016, the FASB issued ASU 2016-15, "Statement of Cash Flows (Topic 230): Classifications of Certain Cash Receipts and Cash Payments." The standard provides guidance for eight changes with respect to how cash receipts and cash payments are classified in the statement of cash flows, with the objective of reducing diversity in practice. The new standard is effective January 1, 2018, with early adoption permitted. LP does not expect the adoption of this new standard to have a material impact on its consolidated results of operations and financial position.

In October 2016, the FASB issued ASU 2016-16, "Income Taxes (Topic 740), Intra-Entity Transfers of Assets Other Than Inventory." The standard provides guidance that entities recognize the income tax consequences of an intra-entity transfer of an asset other than inventory when the transfer occurs. Consequently, the amendments eliminate the exception for an intra-entity transfer of an asset other than inventory. The new standard is effective for annual reporting periods beginning after December 15, 2018, and interim reporting periods within annual periods beginning after December 15, 2019. Early adoption is permitted for all entities as of the beginning of an annual reporting period for which financial statements (interim or annual) have not been issued or made available for issuance. LP does not expect the adoption of this new standard to have a material impact on its consolidated results of operations and financial position.

In November 2016, the FASB issued ASU 2016-18, "Statement of Cash Flows (Topic 230): Restricted Cash." This standard provides guidance that requires that a statement of cash flows explain the change during the period in the total of cash, cash equivalents, and amounts generally described as restricted cash or restricted cash equivalents. The new standard is effective for fiscal years beginning after December 15, 2017, and interim periods within those fiscal years. LP does not expect the adoption of this new standard to have a material impact on its consolidated results of operations and financial position.

2. INVESTMENTS

Long-term investments held by LP are debt securities designated as available for sale and are reported at fair market value using the specific identification method. The following table summarizes unrealized gains and losses related to these investments as of December 31, 2016 and December 31, 2015:

Dollar amounts in millions	Amortized Cost	Gross Unrealized Gains	Gross Unrealized Losses	Fair Value
December 31, 2016	\$ 0.4	\$ 4.4	\$ —	\$ 4.8
December 31, 2015	\$ 0.4	\$ 5.4	\$ —	\$ 5.8

As of December 31, 2016, LP had \$4.8 million (\$23.4 million, par value) invested in auction rate securities (ARS). The ARS held by LP are securities with long-term nominal maturities for which the interest rates may be reset through a Dutch auction each month. LP's investments in ARS represent interests in collateralized debt obligations supported by pools of residential and commercial mortgages and other securities. The contractual maturities of these debt securities classified as available for sale at December 31, 2016 exceed one year.

There were no purchases of short-term and long-term investments for the years ended December 31, 2016 and 2015. During 2016 and 2015, LP did not own any short-term investments.

3. FAIR VALUE MEASUREMENTS

Fair value is defined as the exchange price that would be received for an asset or paid to transfer a liability (an exit price) in the principal or most advantageous market for the asset or liability in an orderly transaction between market participants on the measurement date. The fair value hierarchy requires an entity to maximize the use of observable inputs and minimize the use of unobservable inputs when measuring fair value. LP is required to classify these financial assets and liabilities into two groups: recurring—measured on a periodic basis and non-recurring—measured on an as needed basis.

There are three levels of inputs that may be used to measure fair value:

Level 1	Unadjusted quoted prices in active markets that are accessible at the measurement date for identical, unrestricted assets or liabilities.
Level 2	Quoted prices for similar assets or liabilities in active markets; quoted prices for identical or similar assets or liabilities in inactive markets; or valuations based on models where the significant inputs are observable or can be corroborated by observable market data.
Level 3	Valuations based on models where significant inputs are not observable. Unobservable inputs are used when little or no market data is available and reflect the Company's own assumptions about the assumptions market participants would use.

Assets and liabilities measured at fair value on a recurring basis as of December 31, 2016 and 2015 is summarized in the following tables.

Dollar amounts in millions	December 31, 2016	Quoted Prices in Active Markets for Identical Assets (Level 1)	Significant Other Observable Inputs (Level 2)	Significant Unobservable Inputs (Level 3)
Available for sale securities	\$ 4.8	\$ —	\$ —	\$ 4.8
Trading securities	2.6	2.6	—	—

Dollar amounts in millions	December 31, 2015	Quoted Prices in Active Markets for Identical Assets (Level 1)	Significant Other Observable Inputs (Level 2)	Significant Unobservable Inputs (Level 3)
Available for sale securities	\$ 5.8	\$ —	\$ —	\$ 5.8
Trading securities	2.3	2.3	—	—

Due to the lack of observable market quotations on a portion of LP's ARS portfolio, LP evaluates the structure of its ARS holdings and current market estimates of fair value, including fair value estimates from issuing banks that rely exclusively on Level 3 inputs. These inputs include those that are based on expected cash flow streams and collateral values, including assessments of counterparty credit quality, default risk underlying the security, discount rates and overall capital market liquidity. The valuation of LP's ARS investment portfolio is subject to uncertainties that are difficult to predict. Factors that may impact LP's valuation include changes to credit ratings of the securities as well as to the underlying assets supporting those securities, rates of default of the underlying assets, underlying collateral value, discount rates, counterparty risk and ongoing strength and quality of market credit and liquidity.

Trading securities consist of rabbi trust financial assets which are recorded in other assets in LP's consolidated balance sheets. The rabbi trust holds assets attributable to the elections of certain management employees to defer the receipt of a portion of their compensation. The assets of the rabbi trust are invested in mutual funds and are reported at fair value based on active market quotations, which represent Level 1 inputs.

The following table summarizes changes in assets and liabilities measured at fair value on a recurring basis using significant unobservable inputs (Level 3) during the twelve months ended December 31, 2016 and 2015.

Dollar amounts in millions	Available for sale securities		Contingent consideration	
Balance at December 31, 2014	\$	4.6	\$	0.2
Adjustment to contingent consideration fair value		—		(0.2)
Total realized/unrealized gains (losses) included in other comprehensive income		1.2		—
Balance at December 31, 2015	\$	5.8	\$	—
Total realized/unrealized gains (losses) included in other comprehensive income		(1.0)		—
Balance at December 31, 2016	\$	4.8	\$	—

Carrying amounts reported on the balance sheet for cash and cash equivalents, receivables and accounts payable approximate fair value due to the short-term maturity of these instruments. See discussion on fair market values on Notes Receivable from Asset Sales at Note 6 and Long-term Debt at Note 12.

LP reviews the carrying values of long-lived assets to be held and used for impairment wherever events or changes in circumstances indicate possible impairment. An impairment loss is recognized when a long-lived asset's carrying value is not recoverable (given assumptions on housing starts and growth rates) and exceeds estimated fair value.

During 2016, LP entered into a non-monetary transaction to exchange its idled OSB mill for another idled mill. This transaction was recorded at the fair market value of both facilities based upon external appraisals. This transaction resulted in LP recording a gain of \$10.6 million equal to the excess fair value over the net book value of the facility being exchanged.

4. EARNINGS PER SHARE

Basic earnings per share are based on the weighted-average number of shares of common stock outstanding. Diluted earnings per share are based upon the weighted-average number of shares of common stock outstanding plus all potentially dilutive securities that were assumed to be converted into common shares at the beginning of the period under the treasury stock method. This method requires that the effect of potentially dilutive common stock equivalents (employee stock options, stock settled stock appreciation rights, incentive shares, performance shares and warrants) be excluded from the calculation of diluted earnings per share for the periods in which losses from continuing operations are reported because the effect is anti-dilutive. The following table sets forth the computation of basic and diluted earnings per share:

Dollar and share amounts in millions, except per share amounts	Year ended December 31,		
	2016	2015	2014
Numerator:			
Net income (loss):			
Income (loss) from continuing operations	\$ 150.3	\$ (86.0)	\$ (73.4)
Loss from discontinued operations	(0.5)	(2.1)	(2.0)
Net income (loss)	<u>\$ 149.8</u>	<u>\$ (88.1)</u>	<u>\$ (75.4)</u>
Denominator:			
Denominator for basic earnings per share:			
Weighted average common shares outstanding	143.4	142.4	141.1
Effect of dilutive securities:			
Dilutive effect of employee stock plans	1.7	—	—
Dilutive effect of stock warrants	0.2	—	—
Dilutive potential common shares	<u>1.9</u>	<u>—</u>	<u>—</u>
Denominator for diluted earnings per share:			
Adjusted weighted average shares	<u>145.3</u>	<u>142.4</u>	<u>141.1</u>
Basic earnings per share:			
Income (loss) from continuing operations	\$ 1.05	\$ (0.60)	\$ (0.52)
Loss from discontinued operations	(0.01)	(0.02)	(0.01)
Net income (loss) per share	<u>\$ 1.04</u>	<u>\$ (0.62)</u>	<u>\$ (0.53)</u>
Diluted earnings per share:			
Income (loss) from continuing operations	\$ 1.03	\$ (0.60)	\$ (0.52)
Loss from discontinued operations	—	(0.02)	(0.01)
Net income (loss) per share	<u>\$ 1.03</u>	<u>\$ (0.62)</u>	<u>\$ (0.53)</u>

Stock options, warrants and SSARs related to approximately 2.6 million common shares were considered not in-the-money for purposes of LP's earnings per share calculation for the year ended December 31, 2016. Stock options, warrants, SSARs and performance shares related to approximately 4.9 million and 5.8 million common shares for the years ended December 31, 2015 and December 31, 2014 were considered anti-dilutive for purposes of LP's earnings per share calculation due to LP's loss position from continuing operations.

5. RECEIVABLES

Receivables consist of the following:

Dollar amounts in millions	December 31,	
	2016	2015
Trade receivables	\$ 96.1	\$ 82.6
Income tax receivable	1.7	2.0
Other receivables	11.5	12.8
Allowance for doubtful accounts	(1.0)	(1.0)
	<u>\$ 108.3</u>	<u>\$ 96.4</u>

Other receivables at December 31, 2016 and 2015 primarily consist of sales tax receivables, vendor rebates, interest receivables, a receivable associated with an affiliate and other miscellaneous receivables.

6. NOTES RECEIVABLE FROM ASSET SALES

Notes receivable from asset sales are related to transactions that occurred during 1997, 1998 and 2003. The 1997 and 1998 notes receivable provide collateral for LP's limited recourse notes payable and the 2003 notes receivable provide collateral for LP's non-recourse notes payable (see Note 12). LP monitors the collectability of these notes on a regular basis.

Dollar amounts in millions	Interest Rate 2016	December 31,	
		2016	2015
Notes receivable (secured), maturing 2018, interest rates fixed	7.3%	\$ 22.2	\$ 22.2
Notes receivable (secured), maturing 2018 (collected in 2016), interest rate variable		—	410.0
Total		22.2	432.2
Current portion		—	—
Long-term portion		\$ 22.2	\$ 432.2

The weighted average interest rate for notes receivable from asset sales at December 31, 2016 and December 31, 2015 was 7.3% and 1.1%. LP estimates that the fair value of these notes at December 31, 2016 and December 31, 2015 was approximately \$23 million and \$437 million.

7. GOODWILL AND OTHER INTANGIBLE ASSETS

Changes in goodwill and other intangible assets for the year ended December 31, 2016 and 2015 are provided in the following table:

Dollar amounts in millions	2016			2015		
	Timber and timberlands	Goodwill	Total	Timber and timberlands	Goodwill	Total
Beginning balance December 31,	\$ 50.4	\$ 9.7	\$ 60.1	\$ 64.9	\$ 9.7	\$ 74.6
Amortization	(3.3)	—	(3.3)	(2.9)	—	(2.9)
Impairments	—	—	—	(11.6)	—	(11.6)
Total goodwill and other intangibles	\$ 47.1	\$ 9.7	\$ 56.8	\$ 50.4	\$ 9.7	\$ 60.1

Included in the balance of timber and timberlands are values allocated to Canadian forest licenses in the purchase price allocations for Forex, Peace Valley OSB, and the assets of Evans Forest Products. The initial value of these licenses was \$91.3 million and are amortized over the estimated useful life of twenty to twenty-five years. See Note 17 for discussion of the write-off of one of the Quebec timber licenses in 2015.

Amortization of the above intangible assets over the next five years is as follows:

Dollar amounts in millions

Year ended December 31,		
2017	\$	3.2
2018		3.2
2019		3.2
2020		3.2
2021		3.2

8. INVESTMENTS IN AND ADVANCES TO AFFILIATES

At December 31, 2016, LP has an investment in a joint venture with Resolute Forest Products to operate jointly owned I-Joist facilities in Quebec (Abitibi-LP). Each partner owns 50% of the venture.

LP sells products and raw materials and purchases products for resale from Abitibi-LP. LP eliminates profits on these sales and purchases, to the extent the inventory has not been sold through to third parties, on the basis of its 50% interests. For the years ended December 31, 2016, 2015 and 2014, LP sold \$11.7 million, \$9.3 million and \$9.8 million of products to Abitibi-LP and purchased \$53.1 million, \$54.1 million and \$55.4 million of I-joists from Abitibi-LP.

Included in LP's Consolidated Balance Sheets at December 31, 2016 and 2015 are \$1.9 million and \$0.4 million in accounts receivable and \$0.1 million and \$0.1 million in accounts payable associated with Abitibi-LP. For the year ended December 31, 2016, LP received \$6.7 million in dividends from Abitibi-LP. LP classified the receipt of these cash dividends as cash flows from operations. LP's cumulative equity in earnings from Abitibi-LP exceeds the cumulative distributions received; therefore, the dividends were deemed to be a return on LP's investment and not a return of LP's investment.

9. ACCOUNTS PAYABLE AND ACCRUED LIABILITIES

Accounts payable and accrued liabilities were as follows:

Dollar amounts in millions	December 31,	
	2016	2015
Accounts payable	\$ 89.9	\$ 73.0
Salaries and wages payable	58.7	34.3
Taxes other than income taxes	3.6	4.5
Current portion of warranty reserves	9.0	6.0
Accrued interest	5.4	2.5
Accrued rebates	19.3	13.7
Other accrued liabilities	5.6	5.6
Income taxes payable	31.3	—
Total Accounts payable and accrued liabilities	\$ 222.8	\$ 139.6

Other accrued liabilities at December 31, 2016 and 2015 primarily consist of reforestation liabilities, accrued rent, current portion of worker compensation liabilities and other items. Additionally, included in accounts payable is \$9.8 million and \$20.0 million related to capital expenditures that had not yet been paid as of December 31, 2016 and as of December 31, 2015.

10. INCOME TAXES

Income (loss) from continuing operations before income taxes consists of the following:

Dollar amounts in millions	Year ended December 31,		
	2016	2015	2014
Domestic	\$ 98.4	\$ (8.7)	\$ (66.4)
Foreign	71.7	(80.0)	(34.2)
Total	\$ 170.1	\$ (88.7)	\$ (100.6)

The following presents the components of LP's income tax provision (benefit) from continuing operations.

Dollar amounts in millions	Year ended December 31,		
	2016	2015	2014
<i>Current tax provision (benefit):</i>			
U.S. federal	\$ 60.4	\$ (2.4)	\$ (5.0)
State and local	4.4	(0.5)	0.3
Foreign	10.4	2.6	1.6
Net current tax provision (benefit)	75.2	(0.3)	(3.1)
<i>Deferred tax provision (benefit):</i>			
U.S. federal	(48.1)	(1.1)	(19.5)
State and local	1.2	(1.8)	(1.2)
Foreign	11.7	(26.6)	(13.3)
Net valuation allowance increase (decrease)	(20.2)	27.1	9.9
Net deferred tax benefit	(55.4)	(2.4)	(24.1)
Total income tax provision (benefit)	\$ 19.8	\$ (2.7)	\$ (27.2)

LP received income tax refunds during 2016, 2015 and 2014 of \$0.8 million, \$0.1 million and \$1.6 million and paid cash taxes of \$8.7 million, \$16 million and \$3.7 million. Included in the Consolidated Balance Sheet at December 31, 2016 and 2015 are income tax receivables of \$1.7 million and \$2.0 million and income taxes payable of \$31.3 million and \$0.0 million.

The tax effects of significant temporary differences creating deferred tax (assets) and liabilities at December 31 were as follows:

Dollar amounts in millions	December 31,	
	2016	2015
Property, plant and equipment	\$ 164.2	\$ 165.2
Timber and timberlands	11.6	12.0
Inventories	(6.9)	(7.7)
Accrued liabilities	(83.9)	(79.7)
Benefit of capital loss and NOL carryovers	(83.4)	(137.3)
Benefit of tax credit carryovers	(3.7)	(21.0)
Installment sale gain deferral	8.0	128.5
Market value write down of ARS	(8.8)	(8.8)
Other	(11.6)	(12.6)
Valuation allowance	37.9	56.1
Net deferred tax liabilities	\$ 23.4	\$ 94.7
Balance sheet classification		
Long-term deferred tax asset	(4.3)	(4.8)
Long-term deferred tax liability	27.7	99.5
	\$ 23.4	\$ 94.7

The benefit relating to capital loss, net operating loss (NOL) and credit carryovers included in the above table at December 31, 2016 consists of:

Dollar amounts in millions	Expiration Beginning in	Benefit Amount	Valuation Allowance
State NOL carryovers	2017	22.8	(8.4)
State capital loss carryover	2017	0.1	(0.1)
State credit carryovers	2017	0.7	(0.5)
Canadian NOL carryovers	2029	52.9	(12.5)
Canadian capital loss carryovers	Indefinitely	7.1	(7.1)
Canadian credit carryovers	2017	3.0	(3.0)
Brazilian NOL carryovers	Indefinitely	0.5	(0.5)
		\$ 87.1	\$ (32.1)

LP periodically reviews the need for valuation allowances against deferred tax assets and recognizes these deferred tax assets to the extent that their realization is more likely than not. As part of our review, we consider all positive and negative evidence, including earnings history, the future reversal of deferred tax liabilities, and the relevant expirations of carryforwards. LP believes that the valuation allowances provided are appropriate. If future years' earnings differ from the estimates used to establish these valuation allowances or other objective positive or negative evidence arises, LP may be required to record an adjustment resulting in an impact on tax expense (benefit) for that period.

At December 31, 2015, as a result of certain realization requirements of ASC 718 Compensation -- Stock Compensation, the table of deferred tax assets and liabilities shown above does not include \$16.9 million of deferred tax assets that arose directly from tax deductions related to amounts of equity compensation that are greater than the

compensation recognized for financial reporting. As of January 1, 2016, LP adopted ASU No. 2016-09, "Improvements to Employee Share-based Payment Accounting" and the aforementioned amount was recorded to retained earnings as an adjustment to beginning balance based upon the adoption of the new standard.

U.S. taxes have not been provided on approximately \$75.9 million of undistributed earnings of LP's foreign subsidiaries, which under existing law are not subject to U.S. tax until distributed as dividends. These earnings have been, and are intended to be, indefinitely reinvested in LP's foreign operations. Determination of the amount of any unrecognized income tax liability on this temporary difference is not practical because of the complexities of the hypothetical calculation. Furthermore, any taxes paid to the foreign governments on these earnings may be used, in whole or in part, as credits against the U.S. tax on any dividends distributed from such earnings.

The following table summarizes the differences between the statutory U.S. federal and effective income tax rates on continuing operations:

	Year ended December 31,		
	2016	2015	2014
U.S. federal tax rate	35 %	(35)%	(35)%
State and local income taxes	2	(2)	(2)
Effect of foreign tax rates	(5)	13	5
Effect of foreign exchange on functional currencies	2	(8)	(6)
Tax credits	(12)	—	—
Capital gain - timber	(15)	—	—
Stock-based compensation	(2)	—	—
Domestic manufacturing deduction	(2)	—	—
Valuation allowance	(12)	31	10
Uncertain tax positions	21	(4)	1
Other, net	—	2	—
Effective tax rate (%)	12 %	(3)%	(27)%

LP and its domestic subsidiaries are subject to U.S. federal income tax as well as income taxes of multiple state jurisdictions. Its foreign subsidiaries are subject to income tax in Canada, Chile, Peru and Brazil. In June 2015, LP finalized its settlement agreement with the U.S. Internal Revenue Service (IRS) regarding its examination of tax years 2007-2009. U.S. tax years are now closed through 2012, and no examinations are currently in progress.

LP remains subject to U.S. federal examinations of tax years 2013 to 2015 as well as state and local tax examination for the tax years 2007-2015. In 2016, Canada completed its examination of tax years 2012 and 2013; tax years 2014 and 2015 are subject to examination. Quebec provincial audits have been effectively settled through 2012. Chilean returns for the 2010 - 2013 tax years have been audited and various issues are currently being appealed in the Chilean courts. Brazilian returns for years 2009 to 2015 are subject to audit but no examinations are currently in progress.

In accordance with the accounting for uncertain tax positions, the following is a tabular reconciliation of the total amount of unrecognized tax benefits at the beginning and end of the years presented:

Dollar amounts in millions	December 31,		
	2016	2015	2014
Beginning balance	\$ 4.1	\$ 42.2	\$ 48.9
Increases:			
Tax positions taken in current year	26.9	—	0.1
Tax positions taken in prior years	10.4	0.9	1.3
Decreases:			
Tax positions taken in current year	—	—	—
Tax positions taken in prior years	—	(0.5)	(8.1)
Settlements during the year	—	(34.7)	—
Lapse of statute in current year	(1.6)	(3.8)	—
Ending balance	\$ 39.8	\$ 4.1	\$ 42.2

Included in the above balances at December 31, 2016 and 2015 is \$39.8 million and \$3.7 million of tax benefits that, if recognized, would affect LP's effective tax rate. LP accrued interest of \$3.0 million and paid interest of \$0.0 million during 2016 and accrued interest of \$0.2 million and paid interest of \$4.8 million during 2015. In total, LP has recognized a liability of \$3.0 million and \$0.1 million for accrued interest related to its uncertain tax positions as of December 31, 2016 and 2015. The \$34.7 million settlement amount in the above table is the result of LP's 2015 agreement with the Internal Revenue Service regarding their examination of tax years 2007-2009.

11. NON-OPERATING INCOME (EXPENSE)

Included in LP's Consolidated Statements of Income is non-operating expense of \$39.1 million, \$32.1 million and \$27.4 million for the years ended December 31, 2016, 2015 and 2014. This income (expense) is comprised of the following components:

Dollar amounts in millions	Year ended December 31,		
	2016	2015	2014
Interest expense	\$ (32.9)	\$ (32.0)	\$ (29.9)
Amortization of debt charges	(1.1)	(1.1)	(1.2)
Capitalized interest	1.9	1.9	1.3
Interest expense, net of capitalized interest	(32.1)	(31.2)	(29.8)
Investment income	8.0	4.9	5.5
SERP market adjustments	0.2	(0.5)	—
Investment income	8.2	4.4	5.5
Foreign currency losses	2.1	(5.3)	(3.1)
Early debt extinguishment	(17.3)	—	—
Other non-operating income (expense)	(15.2)	(5.3)	(3.1)
Total non-operating income (expense)	\$ (39.1)	\$ (32.1)	\$ (27.4)

12. LONG-TERM DEBT

Dollar amounts in millions	December 31,						
	2016				2015		
	Interest Rate	Principal	Unamortized Debt Costs	Total	Principal	Unamortized Debt Costs	Total
<i>Debentures:</i>							
Senior unsecured notes, maturing 2024, interest rates fixed	4.875%	\$ 350.0	\$ (5.0)	\$ 345.0	\$ —	\$ —	\$ —
Senior unsecured notes, maturing 2020 (redeemed 2016), interest rates fixed	7.5%	—	—	—	350.0	(3.7)	346.3
<i>Bank credit facilities:</i>							
Chilean term credit facility, maturing 2019, interest rates fixed	UF+3.9%	7.0	(0.3)	6.7	12.8	—	12.8
Brazilian export financing facility, maturing 2017, interest rates fixed	6.65%	2.0	—	2.0	4.0	—	4.0
<i>Limited recourse notes payable:</i>							
Senior notes, payable 2018, interest rates fixed	7.3%	22.0	—	22.0	22.0	—	22.0
<i>Other financing:</i>							
Non-recourse notes payable 2018, (repaid 2016) interest rates variable		—	—	—	368.7	(0.2)	368.5
Other		1.3		1.3	0.3		0.3
Total		382.3	(5.3)	377.0	757.8	(3.9)	753.9
Less: current portion		(2.6)		(2.6)	(2.1)		(2.1)
Net long-term portion		\$ 379.7	\$ (5.3)	\$ 374.4	\$ 755.7	\$ (3.9)	\$ 751.8

Deferred debt costs are amortized over the life of the related debt using a straight line basis which approximates the effective interest method. These costs are a direct deduction from the carrying amount related to the debt liability. If the debt is retired early, the related unamortized deferred financing costs are written off in the period the debt is retired to other non-operating income (expense). During 2016, \$3.0 million of deferred debt costs were written off in association with early debt extinguishment. LP amortized deferred debt costs of \$1.1 million, \$1.1 million and \$1.2 million for the years ended December 31, 2016, 2015 and 2014. Included in these amortized amounts are deferred debt costs associated with our current line of credit, which is recorded as an "Other Asset" LP's Consolidated Balance Sheet.

LP believes the carrying amounts of its variable rate long-term debt approximates fair market value. LP estimated the limited recourse notes payable to have a fair value of approximately \$23.4 million and \$23.1 million at December 31, 2016 and 2015. LP estimated the Senior Notes due in 2024 to have a fair value of \$344.3 million at December 31, 2016 and its Senior Notes due in 2020 to have a fair value of \$366.2 million at December 31, 2015 based upon market quotations. LP believes the carrying amounts of the Chilean term credit facility as well as the Brazil export facility approximates fair market value based upon current interest rates with similar remaining maturities.

LP issued \$348.6 million of senior notes in June 1998 in a private placement to institutional investors. The remaining \$22.0 million of notes mature in 2018. The notes are secured by \$22.2 million of notes receivable from Green Diamond Resource Company (Green Diamond). Pursuant to the terms of the notes payable, in the event of a default by Green Diamond, LP would be liable to pay only 10% of the indebtedness represented by the notes payable.

LP issued \$368.7 million of non-recourse notes in 2003 in a private placement to unrelated third parties. The notes were originally scheduled to mature in 2018. The notes were supported by a bank letter of credit. LP's reimbursement obligations under the letter of credit were secured by \$410.0 million in notes receivable from assets sales. In August 2016, LP gave a binding notice to the note holder that LP would pay the notes, \$368.7 million, plus accrued interest upon receipt of the proceeds for the notes receivable. LP received the proceeds of the notes receivable and subsequently paid the non-recourse notes in full in November 2016.

In December 2013, LP entered into a credit agreement with various lenders and American AgCredit, PCA, as administrative agent and CoBank, ACB, as letter of credit issuer. The credit agreement provides for a \$200 million revolving credit facility, with a \$60 million sublimit for letters of credit. The credit facility terminates and all loans made under the credit agreement become due in December 2018. As of December 31, 2016 and 2015, no revolving borrowings had been made or were outstanding under the credit facility.

Certain of LP's existing and future wholly owned domestic subsidiaries guaranty LP's obligations under the credit facility and, subject to certain limited exceptions, provide security through a lien on substantially all of the personal property of these subsidiaries.

Revolving borrowings under the credit agreement accrue interest, at the Company's option, at either a "base rate" plus a margin of 0.75% to 2.50% or LIBOR plus a margin of 1.75% to 3.50%. The credit agreement also includes an unused commitment fee, due quarterly, ranging from 0.30% to 0.625%. The applicable margins and fees within these ranges are based on the Company's ratio of consolidated EBITDA to cash interest charges. The "base rate" is the highest of (i) the Federal funds rate plus 0.5%, (b) the U.S. prime rate, and (iii) one month LIBOR plus 1.0%.

The credit agreement contains various restrictive covenants and customary events of default. The credit agreement also contains financial covenants that require the Company and its consolidated subsidiaries to have, as of the end of each quarter, (i) a capitalization ratio (i.e., funded debt to total capitalization) of no more than 40% and (ii) unrestricted cash and cash equivalents of at least \$200 million thereafter, in each case calculated in the manner specified in the credit agreement. As of December 31, 2016, we were in compliance with all financial covenants under the credit agreement.

In December 2009, LP Chile entered into a term loan agreement with Banco de Credito e Inversiones for UF 943,543.7391 (equivalent to \$39 million at the time of inception). The loan will be repaid in 16 semi-annual principal payments that began in June 2012 and end in December 2019. The loan bears interest at UF plus 3.90% per annum, and is partially secured by a first priority security interest in substantially all of the real property owned by LP Chile. The loan contains various restrictive covenants and requires the maintenance by LP Chile of a debt to equity ratio of less than or equal to 1. If LP Chile is late in making payments, it will also be required to maintain a ratio of net debt to earnings before interest, taxes, depreciation and amortization (EBITDA) of less than or equal to 2.5 and a ratio of EBITDA to financial costs of at least 3. The loan agreement also contains customary events of default, the occurrence of which could result in acceleration of LP's obligations to repay the indebtedness outstanding. Any increases or decreases in the loan balance shown are related to the change in the underlying foreign currency exchange rates, the UF or principal payments. LP made an optional prepayment of \$6.8 million during 2016. The impact of foreign currency exchange rates in 2016 was \$1.0 million which included a UF change of \$0.3 million.

In August 2011, LP entered into an export financing loan agreement with a Brazilian bank. This loan is to be repaid in 10 equal semi-annual payments that began in January 2013 and end in July 2017. During 2016, LP made principal payments of \$2.0 million.

In May 2012, LP issued \$350.0 million aggregate principal of 7.5% Senior Notes due 2020. In September 2016, LP announced the commencement of a cash tender offer for any and all of its outstanding of 7.5% Senior Notes due 2020 for a purchase price of \$1,041.75 for each \$1,000 principal amount of 2020 Notes. LP purchased \$262.4 million aggregate principal amount (or approximately 75%) of the 2020 Notes in September 2016. The remaining \$87.6 million plus accrued interest were redeemed in October 2016. LP recorded a loss on early debt extinguishment of \$17.4 million, which included \$2.9 million associated with the unamortized financing costs associated with these 2020 notes.

In September 2016, LP issued \$350.0 million aggregate principal of 4.875% Senior Notes due 2024. On or after September 15, 2019, LP may, at its option on one or more occasions, redeem all or any portion of these notes at specified redemption rates. Obligations under the indenture governing LP's notes are unsecured and not presently guaranteed by any of LP's subsidiaries. The indenture contains customary covenants applicable to LP and its subsidiaries, other than certain unrestricted subsidiaries, including restrictions on actions and activities that are restricted under the credit facility. The indenture also contains customary events of default, the occurrence of which could result in acceleration of LP's obligations to repay the indebtedness outstanding thereunder.

The weighted average interest rate for all long-term debt at December 31, 2016 and 2015 was approximately 5.1% and 4.0%. Required repayment of principal for long-term debt is as follows:

Dollar amounts in millions	
Years ending December 31,	
2017	\$ 2.6
2018	24.9
2019	4.8
2020	—
2021	—
2022 and after	350.0
Total	\$ 382.3

Cash paid during 2016, 2015 and 2014 for interest (net of capitalized interest) was \$27.2 million, \$36.9 million and \$30.8 million.

13. RETIREMENT PLANS AND POSTRETIREMENT BENEFITS

LP sponsors various defined benefit and defined contribution retirement plans that provide retirement benefits to substantially all of its employees. Most regularly scheduled employees are eligible to participate in these plans except those covered by a collective bargaining agreement, unless the collective bargaining agreement specifically allows for participation in LP's plans. LP contributes to a multiemployer plan for certain employees covered by collective bargaining agreements. LP also provides other post-retirement benefits consisting primarily of healthcare benefits to certain retirees who meet age and service requirements.

Defined Benefit Plans

Pension benefits are earned generally based upon years of service and compensation during active employment. Contributions to the qualified defined benefit pension plans are based on actuarial calculations of amounts to cover current service costs and amortization of prior service costs over periods ranging up to 20 years. LP contributes additional funds as necessary to maintain desired funding levels.

Benefit accruals under our most significant plans, which account for approximately 78% of the assets and 84% of the benefit obligations in the tables below, had been credited at the rate of 4% of eligible compensation with an interest credit based upon the 30-year U.S. Treasury rate. The Company discontinued providing contribution credits effective January 1, 2010 to these plans. The remaining defined benefit pension plans in Canada use a variety of benefit formulas.

LP also maintains a Supplemental Executive Retirement Plan (SERP), an unfunded, non-qualified defined benefit plan intended to provide supplemental retirement benefits to certain executives. Benefits are generally based on compensation in the years immediately preceding normal retirement. During the year ended December 31, 2015, LP recorded a plan settlement charge of \$0.8 million associated with the retirement of two of LP's executives during 2015.

The components of LP's net periodic pension costs and the assumptions related to those costs consisted of the following:

Dollar amounts in millions	Year ended December 31,		
	2016	2015	2014
Service cost	\$ 4.3	\$ 3.8	\$ 3.5
Interest cost	13.1	13.1	14.1
Expected return on plan assets	(13.1)	(15.0)	(16.9)
Amortization of prior service cost and net transition asset	0.5	0.5	—
Amortization of net actuarial loss	5.4	6.8	5.5
Net periodic pension cost	\$ 10.2	\$ 9.2	\$ 6.2
Loss (gain) due to settlement	\$ —	\$ 0.8	\$ —
Discount rate	4.1%	3.8%	4.6%
Weighted rate of compensation increase	0.7%	0.7%	0.8%
Weighted expected return on plan assets	5.4%	6.0%	6.7%

Other changes in plan assets and benefit obligations recognized in other comprehensive income (OCI):

Dollar amounts in millions	Year ended December 31,		
	2016	2015	2014
Net actuarial (gain) loss	\$ 4.8	\$ 0.8	\$ 44.2
Amortization of net actuarial loss	(5.4)	(7.6)	(5.5)
Amortization of prior service cost	(0.5)	(0.5)	9.4
Foreign exchange rate changes	—	(0.1)	—
Total recognized in OCI	\$ (1.1)	\$ (7.4)	\$ 48.1

LP calculates the net periodic pension cost for a given fiscal year based upon assumptions developed at the end of the previous fiscal year. As of January 1, 2010, LP froze future contribution credits to its qualified U.S. defined benefit pension plans.

The expected long-term rate of return on plan assets reflects the weighted-average expected long-term rates of return for the broad categories of investments currently held in the plans (adjusted for expected changes), based on historical rates of return for each broad category, as well as factors that may constrain or enhance returns in the broad categories in the future. The expected long-term rate of return on plan assets is adjusted when there are fundamental changes in expected returns in one or more broad asset categories and when the weighted-average mix of assets in the plans changes significantly.

The projected benefit obligation is the actuarial present value of benefits attributable to employee service rendered to date, including the effects of estimated salary increases. The benefit plan obligation, funded status and the assumptions related to the obligations as of the measurement date for each year presented as of December 31 follow:

Dollar amounts in millions	December 31,	
	2016	2015
Change in benefit obligation:		
Beginning of year balance	\$ 330.8	\$ 364.1
Service cost	4.3	3.8
Interest cost	13.1	13.1
Actuarial (gain)/loss	3.5	(19.4)
Foreign exchange rate changes	1.6	(9.7)
Benefits paid	(21.4)	(21.1)
End of year balance	\$ 331.9	\$ 330.8
Change in assets (fair value):		
Beginning of year balance	\$ 237.4	\$ 268.0
Actual return on plan assets	11.8	(5.2)
Employer contribution	10.5	4.9
Foreign exchange rate changes	1.6	(9.2)
Benefits paid	(21.4)	(21.1)
End of year balance	\$ 239.9	\$ 237.4
Funded status	\$ (92.0)	\$ (93.4)
Weighted average assumptions for obligations as of measurement date		
Discount rate for obligations	3.9%	3.8%
Rate of compensation increase	0.7%	0.6%

The amounts recognized in LP's Consolidated Balance Sheets as of December 31 consist of the following:

Dollar amounts in millions	2016	2015
Noncurrent pension assets, included in "Other assets"	\$ 0.9	\$ 0.5
Current pension liabilities, included in "Accounts payable and accrued liabilities"	(0.2)	(3.7)
Noncurrent pension liabilities, included in "Other long-term liabilities"	(92.7)	(90.2)
Total	\$ (92.0)	\$ (93.4)
Amounts recognized in other comprehensive income—pre-tax		
Net actuarial loss	\$ 140.6	\$ 140.8
Prior service cost	8.4	9.0
Total	\$ 149.0	\$ 149.8

The total accumulated benefit obligation for all pension plans as of December 31, 2016 and 2015 was \$326.8 million and \$328.2 million.

The accumulated benefit obligation and fair value of plan assets for pension plans with accumulated benefit obligations in excess of plan assets were \$284.0 million and \$194.2 million at December 31, 2016 and \$316.6 million and \$194.6 million at December 31, 2015. The projected benefit obligations and fair value of plan assets of

plans with projected benefit obligations in excess of plan assets were \$287.1 million and \$194.2 million at December 31, 2016 and \$319.6 million and \$194.6 million at December 31, 2015.

The amounts of accumulated other comprehensive income that is expected to be amortized as expense during 2017 is:

Dollar amounts in millions		
Net actuarial loss	\$	6.0
Prior service cost		0.5
Total	\$	6.5

The benefits expected to be paid from the benefit plans, which reflect expected future service, are as follows:

Dollar amounts in millions	
<i>Year</i>	
2017	19.7
2018	29.8
2019	19.4
2020	20.5
2021	20.4
2022– 2026	103.7

These estimated benefit payments are based upon assumptions about future events. Actual benefit payments may vary significantly from these estimates.

Asset allocation targets are established based upon the long-term returns and volatility characteristics of the investment classes and recognize the benefits of diversification and the profits of the plans' liabilities. The actual and target allocations at the measurement dates are as follows:

<i>Asset category</i>	Target Allocation 2016	Actual Allocation	
		2016	2015
<i>US Plans</i>			
Equity securities	40%	40%	38%
Debt securities	20%	20%	17%
Multi-Strategy Funds	40%	40%	45%
Other, including cash and cash equivalents	—%	—%	—%
Total Allocation for US Plans	100%	100%	100%
<i>Non-US Plans</i>			
Equity securities	27%	29%	28%
Debt securities	71%	70%	71%
Other, including cash and cash equivalents	2%	1%	1%
Total Allocation for Non-US Plans	100%	100%	100%

LP's investment policies for the defined benefit pension plans provide target asset allocations by broad categories of investment and ranges of acceptable allocations. These policies are set by an administrative committee

with the goal of maximizing long-term investment returns within acceptable levels of volatility and risk. LP's U.S. plans include hedge funds and real return investment strategies to increase returns and reduce volatility. LP's plans do not currently invest directly in derivative securities, although such investments may be considered in the future to increase returns and/or reduce volatility. To the extent the expected return on plan assets varies from the actual return, an actuarial gain or loss results.

The fair value of LP's pension plan assets at December 31, 2016 and December 31, 2015, fair value asset categories and the level of inputs as defined in Note 3 are as follows:

Dollar amounts in millions Asset Category	December 31, 2016	Quoted Prices in Active Markets for Identical Assets (Level 1)	Significant Observable Inputs (Level 2)	Significant Unobservable Inputs (Level 3)
Equity investment funds: ^(a)				
Domestic stock funds	\$ 51.3	\$ 38.0	\$ 13.3	\$ —
International stock funds	38.5	13.5	25.0	—
Fixed income investment funds: ^(b)				
Domestic bond funds	36.8	36.8	—	—
International bond funds	36.0	—	36.0	—
Multi-strategy funds ^(c)	75.1	62.9	—	12.2
Cash & cash equivalents	2.2	—	2.2	—
Total	\$ 239.9	\$ 151.2	\$ 76.5	\$ 12.2

(a) Equity investments include investments in funds that are primarily invested in large capitalization U.S. and international equity securities and a mutual fund.

(b) Fixed income investments include investments in funds that are primarily invested in a diversified portfolio of investment grade U.S. and international debt securities.

(c) The multi-strategy funds invest in various hedge funds that employ a fund of funds strategy.

Dollar amounts in millions Asset Category	December 31, 2015	Quoted Prices in Active Markets for Identical Assets (Level 1)	Significant Observable Inputs (Level 2)	Significant Unobservable Inputs (Level 3)
Equity investment funds: ^(a)				
Domestic stock funds	\$ 50.7	\$ 39.0	\$ 11.7	\$ —
International stock funds	34.0	11.7	22.3	—
Fixed income investment funds: ^(b)				
Domestic bond funds	32.1	32.1	—	—
International bond funds	34.5	—	34.5	—
Multi-strategy funds ^(c)	84.2	70.9	—	13.3
Cash & cash equivalents	1.9	—	1.9	—
Total	\$ 237.4	\$ 153.7	\$ 70.4	\$ 13.3

(a) Equity investments include investments in funds that are primarily invested in large capitalization U.S. and international equity securities and a mutual fund.

(b) Fixed income investments include investments in funds that are primarily invested in a diversified portfolio of investment grade U.S. and international debt securities.

(c) The multi-strategy funds invest in various hedge funds that employ a fund of funds strategy.

Level 1 investments are valued based on active market quotations.

Level 2 investments are valued based on the unit prices quoted by the funds, representing the fair value of underlying investments.

Due to the lack of observable market quotations on real estate and multi-strategy funds, LP evaluates their structure and current market estimates of fair value, including fair value estimates from the funds that rely exclusively on Level 3 inputs. These inputs include those that are based on expected cash flow streams and property values, including assessments of overall market liquidity. The valuations are subject to uncertainties that are difficult to predict.

The following table summarizes assets measured at fair value on a recurring basis using significant unobservable inputs (Level 3) during the period.

Dollar amounts in millions	Multi-Strategy Funds
Balance at January 1, 2015	\$ 26.1
Total unrealized gains (losses)	—
Contribution (redemption)	(13.0)
Management fees	0.2
Balance at December 31, 2015	\$ 13.3
Total unrealized gains (losses)	\$ 0.3
Contribution (redemption)	(1.5)
Management fees	0.1
Balance at December 31, 2016	\$ 12.2

Defined Contribution Plans

LP also sponsors defined contribution plans in the U.S. and Canada. In the U.S., these plans are primarily 401(k) plans for hourly and salaried employees that allow for pre-tax employee deferrals and a company match of up to 5.0% of an employee's eligible wages (subject to certain limits). Under the profit sharing feature of these plans, LP may elect to contribute a discretionary amount as a percentage of eligible wages. Included in the assets of the 401(k) and profit sharing plans are 1.9 million shares of LP common stock that represented approximately 10.0% of the total market value of plan assets at December 31, 2016.

In Canada, LP sponsors both defined contribution plans and Registered Retirement Savings Plans for hourly and salaried employees that allow for pre-tax employee deferrals. LP provides a base contribution of 2.5% of eligible earnings and matches 50% of an employee's deferrals up to a maximum of 3% of each employee's eligible earnings (subject to certain limits).

Expenses related to defined contribution plans and the multiemployer plan in 2016, 2015 and 2014 were \$8.7 million, \$8.0 million and \$5.6 million.

Other Benefit Plans

LP has several plans that provide postretirement benefits other than pensions, primarily for salaried employees in the U.S. and certain groups of Canadian employees. The funded status at December 31, 2016 and 2015 was \$7.8 million and \$7.5 million. Net expense related to these plans was not significant in 2016 or 2015.

Effective August 16, 2004, LP adopted the Louisiana-Pacific Corporation 2004 Executive Deferred Compensation Plan (the Plan). Pursuant to the Plan, certain management employees are eligible to defer up to 90% of their regular salary and annual cash incentives that exceed the limitation as set forth by the I.R.S. Each plan

participant is fully vested in all employee deferred compensation and earnings credited associated with employee contributions. Employer contributions and associated earnings vest over periods not exceeding five years. The liability under this plan amounted to \$1.8 million and \$2.0 million at December 31, 2016 and December 31, 2015 and is included in "Other long-term liabilities" on LP's Consolidated Balance Sheets.

14. STOCKHOLDERS' EQUITY

Preferred Stock

The Company is authorized to issue up to 15,000,000 shares of preferred stock at \$1.00 par value. At December 31, 2016, no shares of preferred stock have been issued; however, 2,000,000 shares of Series A Junior Participating Preferred Stock have been reserved for issuance in connection with the Company's Shareholder Rights Plan. Additional series of preferred stock may be designated and the related rights and preferences fixed by action of the Board of Directors.

Shareholder Rights Plan

In May 2008, the Board of Directors approved a shareholder rights plan and declared a dividend of one preferred share purchase right for each outstanding share of common stock. Each right represents the right to purchase one-hundredth of a share of Preferred Stock, at an exercise price of \$100, subject to adjustment. The rights are only exercisable ten days after a person or group acquires, or commences a tender or exchange offer to acquire, beneficial ownership of 15% or more of the Company's outstanding common stock.

Subject to the terms of the shareholder rights plan and the discretion of the Board of Directors, each right would entitle the holder to purchase a number of additional shares of common stock of LP having a total market value of twice the exercise price of each right. The rights expire in June 2018, but can be redeemed by action of the Board of Directors prior to that time at \$0.01 per right.

Common Stock Plan

LP has a stock-based compensation plan under which stock option, SSARs, incentive shares, restricted stock and performance shares awards are granted. At December 31, 2016, 3.3 million shares were available under the current plan for these awards.

Dollar amounts in millions	Year ended December 31,		
	2016	2015	2014
Total stock-based compensation expense (costs of sales and general and administrative)	\$ 13.0	\$ 9.3	\$ 9.4
Income tax benefit related to stock-based compensation	\$ 3.4		
Impact on cash flow due to taxes paid related to net share settlement of equity awards	\$ 9.2	\$ 6.1	\$ 1.5

LP recognizes these compensation costs, net of an estimated forfeiture rate and recognizes the compensation costs for only those shares expected to vest on a straight-line basis over the requisite service period of the award, which is generally the vesting term of three years. LP estimated the forfeiture rate for 2016, 2015 and 2014 based on its historical experience during the preceding three years.

Stock-Settled Stock Appreciation Rights

LP grants SSARs to key employees. On exercise, LP generally issues these shares from treasury. The SSARs are granted at market price at the date of grant. SSARs become exercisable over three years and expire ten years after the date of grant. The following table sets out the weighted average assumptions used to estimate the fair value of the SSARs granted using the Black-Scholes option-pricing model:

	2016	2015	2014
Expected stock price volatility	45%	54%	57%
Expected dividend yield	—%	—%	—%
Risk-free interest rate	1.4%	1.5%	1.5%
Expected life of options (in years)	6.0 years	6.0 years	5.0 years
Weighted average fair value of options and SSARs granted	\$ 6.99	\$ 8.80	\$ 9.03

Expected Stock Price Volatility: The fair values of stock-based payments were valued using the Black-Scholes valuation method with a volatility factor based on LP's historical stock prices.

Expected Dividend Yield: The Black-Scholes valuation model calls for a single expected dividend yield as an input. This is determined based upon current annual dividend as of the date of grant compared to the grant price.

Risk-Free Interest Rate: LP bases the risk-free interest rate used in the Black-Scholes valuation method on U.S. Treasury issues with an equivalent term. Where the expected term of LP's stock-based awards do not correspond with the terms for which interest rates are quoted, LP performed a straight-line interpolation to determine the rate from the available maturities.

Expected Life of SSARs: Expected life represents the period that LP's stock-based awards are expected to be outstanding and was determined based on historical experience of similar awards, giving consideration to the contractual terms of the stock-based awards, vesting schedules and expectations of future employee behavior as influenced by changes to the terms of its stock-based awards.

Estimated Pre-vesting Forfeitures: When estimating forfeitures, LP considers voluntary termination behavior as well as workforce reduction programs.

The following table summarizes stock options and SSARs outstanding as of December 31, 2016 as well as activity during the three year period then ended.

Share amounts in thousands	Options/ SSARs	Weighted Average Exercise Price	Weighted Average Contractual Term (in years)	Aggregate Intrinsic Value (in millions)
Outstanding at January 1, 2014	6,937	\$ 14.26		
Granted	494	\$ 18.09		
Exercised	(43)	\$ 9.92		
Canceled	(384)	\$ 21.14		
Outstanding at December 31, 2014	7,004	\$ 14.19		
Granted	378	\$ 17.04		
Exercised	(1,334)	\$ 10.76		
Canceled	(309)	\$ 25.83		
Outstanding at December 31, 2015	5,739	\$ 14.54		
Granted	509	\$ 15.74		
Exercised	(1,593)	\$ 7.84		
Canceled	(426)	\$ 28.18		
Outstanding at December 31, 2016	4,229	\$ 15.84	4.3	\$ 17.4
Vested and expected to vest at December 31, 2016 ⁽¹⁾	4,181	\$ 15.84	4.3	\$ 17.3
Exercisable at December 31, 2016	3,352	\$ 15.68	3.3	\$ 15.3

⁽¹⁾ Expected to vest based upon historical forfeiture rate

The aggregate intrinsic value in the table above represents the total pre-tax intrinsic value (the difference between LP's closing stock price on the last trading day of 2016 and the exercise price, multiplied by the number of in-the-money options and SSARs) that would have been received by the holders had all holders exercised their awards on December 31, 2016. This amount changes based on the market value of LP's stock as reported by the New York Stock Exchange.

As of December 31, 2016, there was \$2.5 million of total unrecognized compensation costs related to stock options and SSARs. These costs are expected to be recognized over a weighted-average period of 0.93 years. LP recognized \$4.6 million, \$3.6 million and 3.8 million in compensation expense associated with these awards for the years ended December 31, 2016, 2015 and 2014.

Incentive Share Awards

LP has granted incentive share stock awards (restricted stock units) to certain key employees and directors. The awards entitle the participant to receive a specified number of shares of LP common stock at no cost to the participant. Awards granted under this plan to employees vest three years from the date of grant and to directors over one year. The market value of these grants approximates the fair value. The fair value of the restricted units on the date of the grant is amortized ratably over the service period which is generally three years. LP recorded compensation expense related to these awards in 2016, 2015 and 2014 of \$4.7 million, \$3.5 million and \$3.0 million. As of December 31, 2016, there was \$4.0 million of total unrecognized compensation cost related to unvested incentive share awards. This expense will be recognized over a weighted-average period of 1.0 years.

The following table summarizes incentive share awards outstanding as of December 31, 2016 as well as activity during the three-year period then ended.

	Shares	Weighted Average Contractual Term (in years)	Aggregate Intrinsic Value (in millions)
Outstanding at January 1, 2014	752,595		
Granted	123,982		
Vested	(253,834)		
Canceled	(29,130)		
Outstanding at December 31, 2014	593,613		
Granted	252,629		
Vested	(285,495)		
Canceled	(24,765)		
Outstanding at December 31, 2015	535,982		
Granted	297,173		
Vested	(147,676)		
Canceled	(9,212)		
Outstanding at December 31, 2016	676,267	1.1	\$ 12.8

Restricted Stock

LP grants restricted stock to certain senior executive employees. The shares vest three years from the date of grant. During the vesting period, the participants have voting rights and receive dividends, but the shares may not be sold, assigned, transferred, pledged or otherwise encumbered. Additionally, granted but unvested shares are forfeited upon termination of employment. The fair value of the restricted shares on the date of the grant is amortized ratably over the service period which is generally three years. As of December 31, 2016, there was \$1.9 million of total unrecognized compensation costs related to restricted stock. This expense will be recognized over the next 1.2 years.

The following table summarizes restricted stock awards outstanding as of December 31, 2016 as well as activity during the three year period then ended.

	Number of Shares	Weighted Average Grant Date Fair Value
Outstanding at January 1, 2014	512,085	\$ 11.48
Granted	122,649	17.93
Restrictions lapsing	(170,567)	9.54
Canceled	(11,021)	12.35
Outstanding at December 31, 2014	453,146	13.93
Granted	69,744	17.04
Restrictions lapsing	(225,645)	8.71
Canceled	(14,544)	19.29
Outstanding at December 31, 2015	282,701	18.59
Granted	160,441	15.74
Restrictions lapsing	(97,605)	20.49
Canceled	—	—
Outstanding at December 31, 2016	345,537	\$ 16.73

LP recorded compensation expense related to these awards in 2016, 2015 and 2014 of \$2.4 million, \$1.7 million, and \$2.1 million.

Performance Share Awards

In 2016, LP awarded performance shares to certain senior key employees. These performance shares are earned based upon LP attaining specified revenue growth rates associated with LP's SmartSide products to overall revenue growth as compared to the prior year. The performance period is measured over 2016 with a subsequent two year vesting period. During 2016, the Company issued 90,444 performance units at an average grant date fair value of \$20.45 per share. The aggregate value of these shares were \$1.8 million. LP recorded compensation expense related to these awards in 2016 of \$1.0 million.

Phantom Stock

During 2012, LP made annual grants of phantom stock units to its directors. These awards are considered liability awards. The director does not receive rights of a shareholder, nor is any stock transferred. The units will be paid in cash at the end of the five-year vesting period. The value of one unit is based on the market value of one share of common stock on the vesting date. The cost of the grants is recognized over the vesting period and is included in stock-based compensation expense. As of December 31, 2016, phantom stock units covering 31,388 shares were outstanding under this program. Based upon the closing stock price at December 31, 2016, these shares equate to a cash payment of \$0.6 million.

15. ASSET RETIREMENT OBLIGATIONS

The activity in LP's asset retirement obligation liability for 2016 and 2015 is summarized in the following table. These are included in "Other long-term liabilities" in the Consolidated Balance Sheets. LP's asset retirement obligation reflects the estimated present value of its obligations for capping, closure and post closure costs with respect to landfills we own or operate and other on-going environmental monitoring costs.

Dollar amounts in millions	Year ended December 31,	
	2016	2015
Beginning balance	\$ 10.0	\$ 8.6
Accretion expense	0.8	0.7
Adjusted to expense during the year	(0.3)	—
Adjusted to expense through other operating credits and charges, net	—	1.4
Payments made	(0.4)	(0.3)
Translation	0.1	(0.4)
Ending balance	\$ 10.2	\$ 10.0

During 2015, LP increased its asset retirement obligations by \$1.4 million associated with a site that LP previously operated based upon a revised estimate of the required future monitoring costs.

16. OTHER OPERATING CREDITS AND CHARGES, NET

The major components of "Other operating credits and charges, net" in the Consolidated Statements of Income for the years ended December 31 are reflected in the table below and described in the paragraphs following the table:

Dollar amounts in millions	Year ended December 31,		
	2016	2015	2014
Insurance recovery	\$ —	\$ —	\$ 0.5
Contingent consideration fair value adjustment	—	0.2	3.2
Addition to workers' compensation reserves	—	—	(0.4)
Adjustments to retirement accounts	—	(0.8)	—
Gain due to forfeiture of deposit	—	—	1.0
Loss related to intangible forest license	—	(11.6)	—
Loss due to marketing settlement	—	(1.0)	—
Adjustment to product related warranty reserves	(16.9)	1.4	(11.3)
Additions to environmental related contingency reserves and asset retirement obligations	—	(4.6)	(0.5)
Other	(0.5)	0.1	—
	\$ (17.4)	\$ (16.3)	\$ (7.5)
Other operating charges and credits associated with unconsolidated affiliates:			
Valuation allowance associated with deferred taxes	—	0.7	1.0
	\$ —	\$ 0.7	\$ 1.0

2016

During 2016, LP recorded a \$17.4 million loss in "Other operating credits and charges, net". The components of the net charges include:

- a loss of \$16.9 million related to an increase in product related warranty reserves and a related adjustment of \$0.5 million to value added taxes associated with CanExel products sold in specific geographic locations and for a specific time period.

2015

During 2015, LP recorded a \$16.3 million loss in "Other operating credits and charges, net". The components of the net charges include:

- a gain of \$0.2 million related to fair market value adjustments to the contingent consideration payable in connection with a business combination (see Note 3 for additional discussions on fair value measurements);
- a loss of \$0.8 million related to a pension settlement (see Note 14 for additional discussion);
- a write-off of \$11.6 million related to the cancellation of an intangible forest license by the Ministry of Forestry in Quebec associated with an indefinitely curtailed OSB mill;
- a loss of \$1.0 million due to a marketing settlement with a customer;
- a gain of \$1.4 million related to an decrease in product related warranty reserves associated with SmartSide siding products due to reduced claims activity; and
- a loss of \$4.6 million related to an increase in environmental reserves and related asset retirement obligations associated with a site where LP previously operated a vinyl siding manufacturing facility.

Additionally, other operating charges and credits reflected in Equity in (income) loss from unconsolidated affiliates includes a gain of \$0.7 million associated with the reduction of a valuation allowance on the joint venture's books associated with deferred tax assets.

2014

During 2014, LP recorded a \$7.5 million loss in "Other operating credits and charges, net". The components of the net charges include:

- a gain of \$0.5 million related to proceeds received from an insurance claim;
- a gain of \$3.2 million in relation to the fair market value adjustment of the contingent consideration payable in connection with a business combination. (see Note 3 for additional discussions on fair value measurements);
- a loss of \$0.4 million associated with a workers' compensation reserve adjustment at an OSB mill;
- a gain of \$1.0 million due to the forfeiture of a deposited posted with LP in relation to assets held for sale;
- a loss of \$11.3 million related to an increase in product related warranty reserves associated with CanExel products sold in specific geographic locations and for a specific time period; and
- a loss of \$0.5 million related to an increase in environmental reserves associated with a previously owned plywood mill.

Additionally, other operating charges and credits reflected in Equity in (income) loss from unconsolidated affiliates includes a gain of \$1.0 million associated with a reduction of a valuation allowance on the joint venture's books associated with deferred tax assets.

17. GAIN (LOSS) ON SALE OR IMPAIRMENT OF LONG-LIVED ASSETS

The major components of "Gain (Loss) on sale or impairment of long-lived assets" in the Consolidated Statements of Income for the years ended December 31 are reflected in the table below and are described in the paragraphs following the table:

Dollar amounts in millions	Year ended December 31,		
	2016	2015	2014
Impairment charges on long-lived assets	\$ (0.8)	\$ (1.5)	\$ —
Gain (loss) on sale or other disposition of other long-lived assets	9.2	(0.6)	3.1
	<u>\$ 8.4</u>	<u>\$ (2.1)</u>	<u>\$ 3.1</u>

2016

During 2016, LP recorded a net gain on sale of long-lived assets of \$8.4 million. This net gain includes the following items:

- a loss of \$0.8 million related to the impairment on certain manufacturing assets associated with various OSB mills;
- a gain of \$10.6 million related to the exchange of an idled OSB mill; and
- a loss of \$1.4 million related to the disposal of various assets no longer used.

2015

During 2015, LP recorded a net loss on sale of long-lived assets of \$2.1 million. This net loss includes the following items:

- a loss of \$1.2 million related to the impairment on certain manufacturing assets associated with various OSB mills;
- a loss of \$0.3 million related to the write-off of certain logging roads associated to the Chambord timber license (see Note 16 for further discussion); and
- a loss of \$0.6 million related to the disposal of various assets no longer used.

2014

During 2014, LP recorded a net gain on sale of long-lived assets of \$3.1 million. This net gain includes the following items:

- a gain of \$3.7 million related to the sale of the Athens Georgia facility; and
- a loss of \$0.6 million associated with the retirement of environmental equipment.

18. CONTINGENCIES

LP maintains reserves for various contingent liabilities as follows:

Dollar amounts in millions	December 31,	
	2016	2015
Environmental reserves	\$ 15.9	\$ 16.6
Other reserves	0.2	0.2
Total contingencies	16.1	16.8
Current portion	(3.4)	(1.3)
Long-term portion	\$ 12.7	\$ 15.5

LP's estimates of its loss contingencies are based on various assumptions and judgments. Due to the numerous uncertainties and variables associated with these assumptions and judgments, both the precision and reliability of the resulting estimates of the related contingencies are subject to substantial uncertainties. LP regularly monitors its estimated exposure to contingencies and, as additional information becomes known, may change its estimates significantly. While no estimate of the range of any such change can be made at this time, the amount that LP may ultimately pay in connection with these matters could materially exceed, in either the near term or the longer term, the amounts accrued to date. LP's estimates of its loss contingencies do not reflect potential future recoveries from insurance carriers except to the extent that recovery may from time to time be deemed probable as a result of an insurer's agreement to payment terms.

Environmental Proceedings

LP is involved in a number of environmental proceedings and activities, and may be wholly or partially responsible for known or unknown contamination existing at a number of other sites at which it has conducted operations or disposed of wastes. Based on the information currently available, management believes that any fines, penalties or other costs or losses resulting from these matters will not have a material effect on the financial position, results of operations, cash flows or liquidity of LP.

LP maintains a reserve for undiscounted estimated environmental loss contingencies. This reserve is primarily for estimated future costs of remediation of hazardous or toxic substances at numerous sites currently or previously owned by the Company. LP's estimates of its environmental loss contingencies are based on various assumptions and judgments, the specific nature of which varies in light of the particular facts and circumstances surrounding each environmental loss contingency. These estimates typically reflect assumptions and judgments as to the probable nature, magnitude and timing of required investigation, remediation and/or monitoring activities and the probable cost of these activities, and in some cases reflect assumptions and judgments as to the obligation or willingness and ability of third parties to bear a proportionate or allocated share of the cost of these activities. Due to the numerous uncertainties and variables associated with these assumptions and judgments, and the effects of changes in governmental regulation and environmental technologies, both the precision and reliability of the resulting estimates of the related contingencies are subject to substantial uncertainties. LP regularly monitors its estimated exposure to environmental loss contingencies and, as additional information becomes known, may change its estimates significantly. However, no estimate of the range of any such change can be made at this time.

In those instances in which LP's estimated exposure reflects actual or anticipated cost-sharing arrangements with third parties, LP does not believe that it will be exposed to additional material liability as a result of non-performance by such third parties. There are three forms of cost-sharing arrangements under which costs are apportioned to others and are therefore not reflected in LP's environmental reserves. The amounts involved, the number of sites and a description of each are as follows:

- Approximately \$2.0 million of costs, relating to two sites, pursuant to formal cost-sharing arrangements between LP and one or more third parties.
- Approximately \$2.0 million of costs, related to two transactions each covering multiple sites, pursuant to agreements contained in purchase and sale documents where LP has sold an asset to a third party and that third party has assumed responsibility for all or a portion of any remediation costs required for the sold asset.
- Approximately \$0.3 million of costs, related to one site undergoing cleanup pursuant to federal or state environmental laws, where multiple parties are involved.

LP considers the financial condition of third parties subject to the cost-sharing arrangements discussed above in determining the amounts to be reflected in LP's environmental reserves. In addition, LP is a party to clean-up activities at two additional sites for which LP does not believe that the failure of a third party to discharge its allocated responsibility would significantly increase LP's financial responsibility based on the manner in which financial responsibility has been, or is expected to be, allocated.

LP's estimates of its environmental loss contingencies do not reflect potential future recoveries from insurance carriers except to the extent that recovery may from time to time be deemed probable as a result of a carrier's agreement to payment terms.

The activity in LP's reserve for estimated environmental loss contingency reserves for the last three years is summarized in the following table.

Dollar amounts in millions	Year ended December 31,		
	2016	2015	2014
Beginning balance	\$ 16.6	\$ 13.6	\$ 14.9
Adjusted to expense (income) during the year	0.7	0.5	1.3
Adjusted to expense (income) through other operating credits and charges, net	—	3.2	0.5
Payments made	(1.4)	(0.7)	(3.1)
Ending balance	\$ 15.9	\$ 16.6	\$ 13.6

During 2016, 2015 and 2014, LP adjusted its reserves at a number of sites to reflect current estimates of remediation costs and environmental settlements. During 2015, \$3.2 million was adjusted through other operating credits and charges related to an increase in environmental reserves for a site that LP previously operated a vinyl siding operation based upon a revised estimate of the environmental remediation required.

Other Proceedings

LP and its subsidiaries are parties to other legal proceedings. Based on the information currently available, management believes that the resolution of such proceedings will not have a material adverse effect on the financial position, results of operations, cash flows or liquidity of LP.

19. COMMITMENTS AND CONTINGENT LIABILITIES

LP is primarily self-insured for workers' compensation and employee health care liability costs. Self-insurance liabilities for workers' compensation are determined based upon a valuation performed by an actuarial firm. The estimate of future workers' compensation liabilities incorporates loss development and an estimate associated with incurred but not yet reported claims. These claims are discounted. Self-insurance liabilities for employee health costs are determined actuarially based upon claims filed and estimated claims incurred but not yet reported. These claims are not discounted.

The Company and its subsidiaries lease certain office, manufacturing, warehousing and other plant sites and equipment. The leases generally provide for the lessee to pay taxes, maintenance, insurance and certain other operating costs of the leased properties.

At December 31, 2016, future minimum annual rent commitments are as follows:

Dollar amounts in millions	
Year ended December 31,	
2017	\$ 2.6
2018	2.5
2019	2.0
2020	1.9
2021	1.9
2022 and thereafter	1.1
Total	\$ 12.0

Rental expense for operating leases amounted to \$11.0 million, \$10.5 million and \$9.1 million in 2016, 2015 and 2014.

20. PRODUCT WARRANTIES

LP is a party to contracts in which LP agrees to indemnify third parties for certain liabilities that arise out of or relate to the subject matter of the contract. In some cases, this indemnity extends to related liabilities arising out of the negligence of the indemnified parties, but usually excludes any liabilities caused by gross negligence or willful misconduct of the indemnified parties. LP cannot estimate the potential amount of future payments under these agreements until events arise that would trigger the liability.

Additionally, in connection with certain sales of assets and divestures of businesses, LP has agreed to indemnify the buyer and related parties for certain losses or liabilities incurred by the buyer or such related parties with respect to (1) the representations and warranties made to the buyer by LP in connection with the sales and (2) liabilities related to the pre-closing operations of the assets sold. Indemnities related to pre-closing operations generally include environmental liabilities, tax liabilities and other liabilities not assumed by the buyer.

Indemnities related to the pre-closing operations of sold assets normally do not represent added liabilities for LP, but simply serve to protect the buyer from potential liability associated with the obligations that existed (known and unknown) at the time of the sale. LP records accruals for those pre-closing obligations that are considered probable and estimable. LP has not accrued any additional amounts as a result of the indemnity agreements summarized below as LP believes the fair value of the guarantees are not material.

- In connection with various sales of LP's timberlands, LP has agreed to indemnify various buyers with respect to losses resulting from breaches of limited representations and warranties contained in these agreements. These indemnities generally are capped at a maximum potential liability and have an unspecified duration.
- In connection with the sale by LP Canada Pulp Ltd (LPCP) of its pulp mill in Chetwynd, BC, Canada to Tembec, Ltd in October 2002, LP provided an indemnity of unspecified duration provided by LPCP for liabilities arising out of pre-closing operations. These indemnities, which do not extend to environmental liabilities, are capped at C\$15.0 million in the aggregate.
- In connection with the mill exchange by LP Canada of its non-operating OSB mill in Chambord, Quebec to Norbord in November 2016, LP provided an indemnity for liabilities arising out of pre-closing operations. These indemnities are capped at C\$5.0 million in aggregate.

LP also has various other indemnities that are individually and in the aggregate immaterial.

LP will record a liability related to specific indemnification when future payment is probable and the amount is estimable.

Additionally, LP offers warranties on the sale of most of its products and records an accrual for estimated future claims. Such accruals are based upon historical experience and management's estimate of the level of future claims. The activity in warranty reserves for the last three years is summarized in the following table.

Dollar amounts in millions	Year ended December 31,		
	2016	2015	2014
Beginning balance	\$ 21.0	\$ 31.4	\$ 29.3
Accrued to expense during the year	0.8	0.7	0.6
Accrued/ (credited) to other operating credits and charges	16.9	(1.4)	11.3
Accrued to discontinued operations	0.5	2.5	3.0
Foreign currency translation	(0.2)	(0.5)	(1.2)
Payments made	(14.9)	(11.7)	(11.6)
Total warranty reserves	24.1	21.0	31.4
Current portion of warranty reserves	(9.0)	(6.0)	(12.0)
Long term portion of warranty reserves	\$ 15.1	\$ 15.0	\$ 19.4

The current portion of the warranty reserve is included in “Accounts payable and accrued liabilities” and the long-term portion is included in “Other long-term liabilities” on the Consolidated Balance Sheets.

During 2016, LP increased the warranty reserve associated with CanExel products sold in certain geographic areas and for a specific time period by \$16.9 million. The changes to the reserve reflected revised estimates of future claims.

During 2015, LP decreased the warranty reserve associated with SmartSide products by \$1.4 million based upon reduced claims activity.

During 2014, LP increased the warranty reserve associated with CanExel products sold in certain geographic areas by \$11.3 million. The changes to the reserve reflected revised estimates of future claims.

LP increased the warranty reserves related to discontinued composite decking products by \$0.5 million, \$2.5 million, and \$3.0 million for the years ended December 31, 2016, 2015 and 2014. The additional reserves reflect revised estimates of future claim payments based upon an increase in decking warranty claims related to a specific operation and specific time period.

LP believes that the warranty reserve balances at December 31, 2016 are adequate to cover future warranty payments. However, it is possible that additional charges may be required.

21. DISCONTINUED OPERATIONS

Over the last several years, LP has adopted and implemented plans to sell selected businesses and assets in order to improve its operating results. For all periods presented, these operations include residual losses of mills divested in past years and associated warranty and other liabilities associated with these operations.

Dollar amounts in millions	2016	2015	2014
Operating loss	\$ (0.8)	\$ (3.2)	\$ (3.0)
Cash provided by (used in) operations from discontinued operations	(2.6)	(4.3)	(4.2)

Included in the operating losses of discontinued operations for the year ended December 31, 2016 is an increase in warranty reserves of \$0.5 million associated with discontinued composite decking products. Included in cash provided by (used in) operating activities on LP's Consolidated Statements of Cash Flows for the year ended December 31, 2016 is \$2.3 million of cash settlements of warranty obligations associated with discontinued operations.

Included in the operating losses of discontinued operations for the year ended December 31, 2015 is an increase in warranty reserves of \$2.5 million associated with discontinued composite decking products. Included in cash provided by (used in) operating activities on LP's Consolidated Statements of Cash Flows for the year ended

December 31, 2015 is \$3.6 million of cash settlements of warranty obligations associated with discontinued operations.

Included in the operating losses of discontinued operations for the year ended December 31, 2014 is an increase in warranty reserves of \$3.0 million associated with discontinued composite decking products. Included in cash provided by (used in) operating activities on LP's Consolidated Statements of Cash Flows for the year ended December 31, 2014 is \$4.2 million of cash settlements of warranty obligations associated with discontinued operations.

22. ACCUMULATED COMPREHENSIVE INCOME (LOSS)

Accumulated comprehensive loss consists of cumulative translation adjustments, unrealized gains (losses) on certain derivative instruments and pension and post retirement adjustments. Other comprehensive income activity, net of tax, is provided in the following table for the years ended December 31, 2016, 2015 and 2014.

Dollar amounts in millions	Pension adjustments					Total
	Foreign currency translation adjustments	Actuarial losses	Prior service costs	Unrealized gain (loss) on investments	Other	
Balance at January 1, 2014	\$ (19.2)	\$ (64.4)	\$ (5.9)	\$ 2.0	\$ (1.7)	\$ (89.2)
Other comprehensive income (loss) before reclassifications	(14.5)	(25.5)	—	0.9	0.5	(38.6)
Income taxes	—	—	—	(0.3)	—	(0.3)
Net other comprehensive income (loss) before reclassifications	(14.5)	(25.5)	—	0.6	0.5	(38.9)
Amounts reclassified from accumulated comprehensive income (loss)	—	(5.5)	—	—	—	(5.5)
Income taxes	—	2.3	—	—	—	2.3
Net amounts reclassified from cumulative other comprehensive income (loss)	—	(3.2)	—	—	—	(3.2)
Total other comprehensive income (loss)	(14.5)	(28.7)	—	0.6	0.5	(42.1)
Balance at December 31, 2014	(33.7)	(93.1)	(5.9)	2.6	(1.2)	(131.3)
Other comprehensive income (loss) before reclassifications	(21.4)	9.5	0.7	1.4	0.2	(9.6)
Income taxes	—	—	—	(0.7)	—	(0.7)
Net other comprehensive income (loss) before reclassifications	(21.4)	9.5	0.7	0.7	0.2	(10.3)
Amounts reclassified from accumulated comprehensive income (loss)	—	(6.8)	(0.5)	—	—	(7.3)
Income taxes	—	2.6	0.2	—	—	2.8
Net amounts reclassified from cumulative other comprehensive income (loss)	—	(4.2)	(0.3)	—	—	(4.5)
Total other comprehensive income (loss)	(21.4)	5.3	0.4	0.7	0.2	(14.8)
Balance at December 31, 2015	(55.1)	(87.8)	(5.5)	3.3	(1.0)	(146.1)
Other comprehensive income (loss) before reclassifications	8.8	(5.3)	—	(1.0)	0.4	2.9
Income taxes	—	1.9	—	0.4	(0.1)	2.2
Net other comprehensive income (loss) before reclassifications	8.8	(3.4)	—	(0.6)	0.3	5.1
Amounts reclassified from accumulated comprehensive income (loss)	—	5.5	0.5	—	—	6.0
Income taxes	—	(2.0)	(0.2)	—	—	(2.2)
Net amounts reclassified from cumulative other comprehensive income (loss)	—	3.5	0.3	—	—	3.8
Total other comprehensive income (loss)	8.8	0.1	0.3	(0.6)	0.3	8.9
Balance at December 31, 2016	\$ (46.3)	\$ (87.7)	\$ (5.2)	\$ 2.7	\$ (0.7)	\$ (137.2)

(a) These accumulated other comprehensive income components are included in the computation of net periodic pension cost, see Note 14 for additional details. The net periodic pension cost is included in Cost of sales and Selling and administrative line items in the Consolidated Statements of Income.

Foreign currency translation adjustments exclude income tax expense (benefit) given that these adjustments arise out of the translation of assets into the reporting currency that is separate from the taxable income and is deemed to be reinvested for an indefinite period of time. The pension adjustments included an income tax provision of \$0.3 million in 2016 and benefits of \$3.9 million and \$17.7 million in 2015 and 2014. The unrealized gain (loss) on investments included tax benefit of \$0.4 million in 2016 and provisions of \$0.7 million and \$0.3 million in 2015 and 2014.

23. SEGMENT INFORMATION

LP operates in four segments: North America Oriented Strand Board (OSB); Siding; Engineered Wood Products (EWP) and South America. LP's business units have been aggregated into these four segments based upon the similarity of economic characteristics, customers and distribution methods. LP's results of operations are summarized below for each of these segments separately as well as for the "other" category which comprises other products that are not individually significant. Segment information was prepared in accordance with the same accounting principles as those described in Note 1. LP evaluates the performance of its business segments based upon operating profits excluding other operating credits and charges, net, gain (loss) on sales of and impairments of long-lived assets, general corporate and other expenses, translation gains and losses, interest and income taxes.

The OSB segment includes OSB products produced in North America. The siding segment includes Smart Side[®] siding products; CanExel siding products; and other related products. The engineered wood products segment includes laminated veneer lumber and laminated strand lumber; I-joists; plywood; and other related products. The South America segment includes products produced and or sold (generally OSB and Siding) in South America.

Information about LP's product segments is as follows:

Dollar amounts in millions	Year ended December 31,		
	2016	2015	2014
SALES BY BUSINESS SEGMENT			
OSB	\$ 1,027.7	\$ 807.5	\$ 855.2
Siding	752.3	636.4	617.3
Engineered Wood Products	296.9	286.1	281.0
South America	136.9	134.9	150.4
Other products	26.9	29.0	32.8
Intersegment Sales	(7.3)	(1.4)	(1.9)
Total sales	\$ 2,233.4	\$ 1,892.5	\$ 1,934.8
PROFIT (LOSS) BY BUSINESS SEGMENT			
OSB	\$ 186.2	\$ (46.3)	\$ (52.6)
Siding	126.1	93.2	79.8
Engineered Wood Products	(5.8)	(7.3)	(14.0)
South America	17.0	9.8	11.3
Other products	(1.6)	(2.8)	(3.5)
Other operating credits and charges, net	(17.4)	(16.3)	(7.5)
Gain (loss) on sales of and impairments of long-lived assets	8.4	(2.1)	3.1
General corporate and other expense, net	(103.7)	(84.8)	(89.8)
Interest expense, net of capitalized interest	(32.1)	(31.2)	(29.8)
Investment income	8.2	4.4	5.5
Other non-operating income (expense)	(15.2)	(5.3)	(3.1)
Income (loss) from continuing operations before taxes	170.1	(88.7)	(100.6)
Provision (benefit) for income taxes	19.8	(2.7)	(27.2)
Income (loss) from continuing operations	\$ 150.3	\$ (86.0)	\$ (73.4)

	Year ended December 31,		
	2016	2015	2014
DEPRECIATION AND AMORTIZATION			
OSB	\$ 58.6	\$ 57.0	\$ 56.1
Siding	27.4	19.7	17.4
Engineered Wood Products	12.7	12.6	13.7
South America	8.6	7.9	9.1
Other products	2.3	1.8	1.1
Non-segment related	3.2	2.9	3.3
Total depreciation and amortization	<u>\$ 112.8</u>	<u>\$ 101.9</u>	<u>\$ 100.7</u>

CAPITAL EXPENDITURES			
OSB	\$ 49.3	\$ 26.5	\$ 26.3
Siding	49.9	75.7	33.0
Engineered Wood Products	5.3	4.1	5.3
South America	8.7	6.0	7.4
Other products	8.1	1.1	—
Non-segment related	3.5	0.4	8.1
Total capital expenditures	<u>\$ 124.8</u>	<u>\$ 113.8</u>	<u>\$ 80.1</u>

Information concerning identifiable assets by segment is as follows:

Dollar amounts in millions	December 31,	
	2016	2015
IDENTIFIABLE ASSETS		
OSB	\$ 555.0	\$ 596.9
Siding	344.1	316.3
Engineered Wood Products	115.6	119.6
South America	85.5	92.7
Other products	75.9	40.4
Non-segment related	855.1	1,010.4
Total assets	<u>\$ 2,031.2</u>	<u>\$ 2,176.3</u>

Non-segment related assets include long-term notes receivable, cash and cash equivalents, short-term and long-term investments, corporate assets, assets held for sale and other items.

Information concerning LP's geographic segments is as follows:

Dollar amounts in millions	Year ended December 31,		
	2016	2015	2014
GEOGRAPHIC LOCATIONS			
<i>Total Sales—Point of origin</i>			
U.S.	\$ 1,882	\$ 1,551	\$ 1,514
Canada	682	491	580
South America	137	135	150
Intersegment sales	(468)	(285)	(309)
Total Sales	\$ 2,233	\$ 1,892	\$ 1,935
<i>Operating profit (loss)</i>			
U.S.	\$ 235	\$ 84	\$ 27
Canada	70	(47)	(17)
South America	17	10	11
Other operating credits and charges, net and gain (loss) on sales of and impairments of long-lived assets	(9)	(18)	(4)
General corporate expense, loss on early debt extinguishment, other income(expense) and interest, net	(143)	(118)	(118)
	170	(89)	(101)
Provision (benefit) for income taxes	20	(3)	(27)
Income (loss) from continuing operations	\$ 150	\$ (86)	\$ (73)
IDENTIFIABLE TANGIBLE LONG LIVED ASSETS			
U.S.	\$ 516	\$ 506	\$ 523
Canada	365	360	329
South America	57	50	66
Total assets	\$ 938	\$ 916	\$ 918

Interim Financial Results (unaudited)

(Dollars in millions, except per share)	1ST QTR		2ND QTR		3RD QTR		4TH QTR	
	2016	2015	2016	2015	2016	2015	2016	2015
QUARTERLY DATA								
Net sales	\$ 504.6	\$ 471.7	\$ 582.4	\$ 493.0	\$ 596.4	\$ 464.9	\$ 550.0	\$ 462.9
Income (loss) from continuing operations before taxes, equity in (income) loss of unconsolidated affiliates	13.2	(41.5)	46.4	(19.9)	56.7	(29.0)	48.6	(5.0)
Income (loss) from continuing operations	10.3	(34.5)	31.7	(19.5)	65.6	(24.6)	42.7	(7.4)
Net income (loss)	\$ 10.3	\$ (34.5)	\$ 31.7	\$ (19.5)	\$ 65.6	\$ (26.5)	\$ 42.2	\$ (7.6)
Income (loss) from continuing operations per share—basic	\$ 0.07	\$ (0.24)	\$ 0.22	\$ (0.14)	\$ 0.46	\$ (0.17)	\$ 0.30	\$ (0.05)
Income (loss) from continuing operations per share—diluted	\$ 0.07	\$ (0.24)	\$ 0.22	\$ (0.14)	\$ 0.45	\$ (0.19)	\$ 0.29	\$ (0.05)
Net income (loss) per share—basic	\$ 0.07	\$ (0.24)	\$ 0.22	\$ (0.14)	\$ 0.46	\$ (0.17)	\$ 0.29	\$ (0.05)
Net income (loss) per share—diluted	\$ 0.07	\$ (0.24)	\$ 0.22	\$ (0.14)	\$ 0.45	\$ (0.19)	\$ 0.29	\$ (0.05)
SALES BY SEGMENT:								
OSB	\$ 217.0	\$ 190.2	\$ 252.8	\$ 211.0	\$ 282.1	\$ 200.0	\$ 275.8	\$ 206.3
Siding	181.3	173.5	207.2	163.9	194.8	157.8	169.0	141.2
Engineered wood products	71.8	64.8	78.0	72.0	80.7	74.4	66.4	74.9
South America	30.5	35.9	41.0	38.7	31.7	26.8	33.7	33.5
Other	6.1	7.3	6.6	7.4	7.6	6.8	6.6	7.5
Intersegment sales	(2.1)	—	(3.2)	—	(0.5)	(0.9)	(1.5)	(0.5)
Total net sales	\$ 504.6	\$ 471.7	\$ 582.4	\$ 493.0	\$ 596.4	\$ 464.9	\$ 550.0	\$ 462.9
PROFIT (LOSS) BY BUSINESS SEGMENT								
OSB	\$ 15.3	\$ (28.4)	\$ 44.0	\$ (18.1)	\$ 67.4	\$ (11.1)	\$ 59.5	\$ 11.3
Siding	26.9	32.9	41.8	29.2	35.2	17.2	22.2	13.9
Engineered wood products	(2.5)	(4.1)	0.5	(2.3)	—	(0.9)	(3.8)	—
South America	5.1	2.4	6.9	2.0	3.3	2.4	1.7	3.0
Other	(0.4)	(0.9)	(0.2)	(1.0)	(0.4)	(0.6)	(0.6)	(0.3)
Other operating credits and charges, net	—	(11.6)	(11.4)	—	—	(1.0)	(6.0)	(3.7)
(Gain) Loss on sale of and impairment of long-lived assets	—	(0.1)	(0.7)	(0.5)	(0.3)	(0.9)	9.4	(0.6)
General corporate and other expenses, net	(24.0)	(22.7)	(27.2)	(22.0)	(26.9)	(20.5)	(25.6)	(19.6)
Non-operating income (expense)	0.5	(2.2)	1.4	0.4	(13.7)	(3.7)	(3.4)	0.2
Investment income	1.8	1.4	2.1	1.0	2.5	0.5	1.8	1.5
Interest expense, net of capitalized interest	(8.0)	(7.5)	(9.3)	(7.2)	(9.0)	(8.4)	(5.8)	(8.1)
Income (loss) from operations before taxes	14.7	(40.8)	47.9	(18.5)	58.1	(27.0)	49.4	(2.4)
Provision (benefit) for income taxes	4.4	(6.3)	16.2	1.0	(7.5)	(2.4)	6.7	5.0
Income (loss) from continuing operations	\$ 10.3	\$ (34.5)	\$ 31.7	\$ (19.5)	\$ 65.6	\$ (24.6)	\$ 42.7	\$ (7.4)
ADJUSTED EBITDA FROM CONTINUING OPERATIONS								
OSB	\$ 30.0	\$ (13.4)	\$ 59.0	\$ (3.7)	\$ 83.0	\$ 3.9	\$ 73.8	\$ 24.9
Siding	34.4	38.1	49.2	34.6	41.7	22.3	29.1	18.7
Engineered wood products	0.8	(0.4)	3.9	0.6	4.0	2.5	(1.2)	3.1
South America	7.0	4.5	9.1	4.1	5.8	4.4	3.7	4.7
Other	—	(0.5)	0.2	(0.5)	0.5	(0.2)	—	0.2
Corporate	(20.4)	(22.2)	(22.5)	(18.9)	(24.1)	(21.9)	(20.9)	(17.9)
Total Adjusted EBITDA from continuing operations	\$ 51.8	\$ 6.1	\$ 98.9	\$ 16.2	\$ 110.9	\$ 11.0	\$ 84.5	\$ 33.7

Included in "Other operating credits and charges, net" and "Gain (Loss) on sale of and impairment of long-lived assets" for continuing operations are the following:

In the fourth quarter of 2016, LP recorded a loss of \$0.8 million related to the impairment on certain manufacturing assets associated with various OSB mills; a gain of \$10.6 million related to the exchange of an idled OSB mill; and a loss of \$1.4 million related to the disposal of various assets no longer used.

In the second quarter of 2016, LP recorded an expense of \$17.4 million related to an increase in product related warranty reserves and a related adjustment to value added taxes associated with CanExel products sold in specific geographic locations and for a specific time period.

In the first quarter 2015, LP was notified by the Ministry of Forestry in Quebec that LP's forest license associated with an indefinitely curtailed OSB mill in Quebec has been terminated. Based upon this notification, LP was required to write off the remaining unamortized value associated with this intangible forest license of \$11.6 million.

In the third quarter 2015, LP recorded a loss of \$1.0 million associated with a marketing settlement with a customer.

In the fourth quarter 2015, LP recorded a gain of \$1.4 million related to a decrease in product related warranty reserves associated with SmartSide siding products due to reduced claims activity; a loss of \$4.6 million related to an increase in environmental contingency reserves and related asset retirement obligations associated with a site where LP previously operated a vinyl siding manufacturing facility and a gain of \$0.2 million related to fair market value adjustment to the contingent consideration payable in connection with a business combination.

See Notes 16 and 17 for further discussion on the other operating charges and credits, net and the losses on sale of and impairment of long-lived assets mentioned above.

ITEM 9. Changes in and Disagreements with Accountants on Accounting and Financial Disclosure

None

ITEM 9A. Controls and Procedures

Evaluation of Disclosure Controls and Procedures

As of December 31, 2016, our Chief Executive Officer and Chief Financial Officer carried out, with the participation of the Company's Disclosure Practices Committee and the Company's management, an evaluation of the effectiveness of our disclosure controls and procedures, as defined in Rule 13a-15(e) under the Act. Based upon this evaluation, the Chief Executive Officer and Chief Financial Officer have concluded that, as of December 31, 2016, the Company's disclosure controls are designed to provide reasonable assurance of achieving their objectives and that procedures are effective to provide reasonable assurance that material information required to be disclosed by us in reports we file under the Exchange Act is recorded, processed, summarized and reported within the time periods specified in the SEC rules and forms and that information required to be disclosed by us in the reports we file or submit under the Act is accumulated and communicated to our management, including our Chief Executive Officer and Chief Financial Officer, as appropriate to allow timely decisions regarding required disclosure.

Changes in Internal Control over Financial Reporting

There were no changes in LP's internal control over financial reporting that occurred during LP's most recently completed fiscal quarter that have materially affected, or are reasonably likely to materially affect, the Company's internal control over financial reporting.

Management's Report on Internal Control Over Financial Reporting

The Company's management is responsible for establishing and maintaining adequate internal control over financial reporting, as defined in Rule 13a-15(f) under the Exchange Act. The Company's management conducted an assessment of the Company's internal control over financial reporting based on the framework established by the Committee of Sponsoring Organizations of the Treadway Commission in *Internal Control—Integrated Framework (2013)*. Based on this assessment, the Company's management has concluded that, as of December 31, 2016, the Company's internal control over financial reporting is effective. The Company's independent registered public accounting firm, Deloitte & Touche LLP, has audited the Company's consolidated financial statements and has issued an attestation report on the Company's internal control over financial reporting, as stated in their report included herein.

The certifications of LP's Chief Executive Officer and Chief Financial Officer required under Section 302 of the Sarbanes-Oxley Act have been filed as Exhibits 31.1 and 31.2 to this report.

ITEM 9B. Other Information

On February 10, 2017, John W. Weaver provided notice to Louisiana-Pacific Corporation (the "Company") that he would not stand for re-election as a member of the Board of Directors of the Company at its 2017 annual meeting of shareholders.

REPORT OF INDEPENDENT REGISTERED PUBLIC ACCOUNTING FIRM

To the Board of Directors and Stockholders of Louisiana-Pacific Corporation

We have audited the internal control over financial reporting of Louisiana-Pacific Corporation and its subsidiaries (the "Company") as of December 31, 2016 based on criteria established in the *Internal Control - Integrated Framework (2013)* issued by the Committee of Sponsoring Organizations of the Treadway Commission. The Company's management is responsible for maintaining effective internal control over financial reporting and for its assessment of the effectiveness of internal control over financial reporting, included in the accompanying *Management's Report on Internal Control over Financial Reporting*. Our responsibility is to express an opinion on the Company's internal control over financial reporting based on our audit.

We conducted our audit in accordance with the standards of the Public Company Accounting Oversight Board (United States). Those standards require that we plan and perform the audit to obtain reasonable assurance about whether effective internal control over financial reporting was maintained in all material respects. Our audit included obtaining an understanding of internal control over financial reporting, assessing the risk that a material weakness exists, testing and evaluating the design and operating effectiveness of internal control based on the assessed risk, and performing such other procedures as we considered necessary in the circumstances. We believe that our audit provides a reasonable basis for our opinion.

A company's internal control over financial reporting is a process designed by, or under the supervision of, the company's principal executive and principal financial officers, or persons performing similar functions, and effected by the company's board of directors, management, and other personnel to provide reasonable assurance regarding the reliability of financial reporting and the preparation of financial statements for external purposes in accordance with generally accepted accounting principles. A company's internal control over financial reporting includes those policies and procedures that (1) pertain to the maintenance of records that, in reasonable detail, accurately and fairly reflect the transactions and dispositions of the assets of the company; (2) provide reasonable assurance that transactions are recorded as necessary to permit preparation of financial statements in accordance with generally accepted accounting principles, and that receipts and expenditures of the company are being made only in accordance with authorizations of management and directors of the company; and (3) provide reasonable assurance regarding prevention or timely detection of unauthorized acquisition, use, or disposition of the company's assets that could have a material effect on the financial statements.

Because of the inherent limitations of internal control over financial reporting, including the possibility of collusion or improper management override of controls, material misstatements due to error or fraud may not be prevented or detected on a timely basis. Also, projections of any evaluation of the effectiveness of the internal control over financial reporting to future periods are subject to the risk that the controls may become inadequate because of changes in conditions, or that the degree of compliance with the policies or procedures may deteriorate.

In our opinion, the Company maintained, in all material respects, effective internal control over financial reporting as of December 31, 2016, based on the criteria established in the *Internal Control - Integrated Framework (2013)* issued by the Committee of Sponsoring Organizations of the Treadway Commission.

We have also audited, in accordance with the standards of the Public Company Accounting Oversight Board (United States), the Consolidated Financial Statements as of and for the year ended December 31,

2016 of the Company and our report dated February 14, 2017 expressed an unqualified opinion on those financial statements and includes an explanatory paragraph regarding the Company's adoption of Accounting Standards Update 2016-09, *Improvements to Employee Share-based Payment Accounting* which resulted in a \$16.3 million cumulative-effect adjustment to retained earnings related to previously unrecognized excess tax benefits.

/s/ DELOITTE & TOUCHE LLP

Nashville, Tennessee
February 14, 2017

PART III

ITEM 10. *Directors and Executive Officers of the Registrant*

Information regarding LP's directors is incorporated herein by reference to the material included under the caption "Item 1—Election of Directors" in the definitive proxy statement to be filed by LP for its 2017 annual meeting of stockholders (the "2017 Proxy Statement"). Information regarding compliance with Section 16(a) of the Securities Exchange Act of 1934 is incorporated herein by reference to the material included under the caption "Section 16(a) Beneficial Ownership Reporting Compliance" in the 2017 Proxy Statement. Information regarding LP's audit committee is incorporated herein by reference to the material included under the captions "Board and Committee Meetings," "Finance and Audit Committee" and "Audit Committee Financial Experts" in the 2017 Proxy Statement.

Information regarding each of LP's executive officers as of February 14, 2017, including employment history for the past five years, is set forth below:

<u>Name</u>	<u>Age</u>	<u>Title</u>
Curtis M. Stevens	64	Chief Executive Officer
Sallie B. Bailey	57	Executive Vice President, CFO
W. Bradley Southern	57	Executive Vice President, COO
Jason Ringblom	34	Executive Vice President, OSB
Neil Sherman	54	Executive Vice President, Siding
Michael Sims	59	Senior Vice President, Sales and Marketing

Curtis M. Stevens has been Chief Executive Officer since May 2012 and was previously Executive Vice President, Chief Operating Officer since December 2011 and Executive Vice President, Administration and Chief Financial Officer from May 2002 to December 2011. He previously served as Vice President, Treasurer and Chief Financial Officer from September 1997 to April 2002.

Sallie B. Bailey has been Executive Vice President, Chief Financial Officer since December 2011. She previously served as Vice President and Chief Financial Officer of Ferro Corporation from 2007 through 2010 and previously as Senior Vice President, Finance and Controller of The Timken Company.

W. Bradley Southern has been Executive Vice President, Chief Operating Officer since November 2016 and previously was Executive Vice President of OSB since March 2015 and was Senior Vice President of Siding since May 2012 and Vice President of Specialty Operations since 2004.

Jason Ringblom has been Executive Vice President, OSB since January 2017 and was previously Vice President of OSB sales and marketing since February 2015 and held various other sales positions at LP since 2004.

Neil Sherman has been Executive Vice President, Siding since January 2017 and previously Senior Vice President, EWP since March 2015 and was Vice President of Supply Management since 2006.

Michael Sims has been Senior Vice President, Sales and Marketing since April 2015 and previously was Vice President of OSB sales since January 2014 and Vice President of Specialty Sales since 2004.

In January 2015, the Board revised the Code of Ethics applicable to LP's principal executive officer, principal financial officer and principal accounting officer. The Code of Ethics is disclosed at LP's website at www.lpcorp.com.

In January 2005, the Board adopted revised charters for the Nominating Committee and the Compensation Committee and also adopted a Code of Business Conduct and Ethics and Corporate Governance Guidelines, each of which is disclosed at LP's website at www.lpcorp.com.

ITEM 11. *Executive Compensation*

Information regarding executive compensation is incorporated herein by reference to the material under the captions “Compensation of Executive Officers,” and “Directors’ Compensation,” in the 2017 Proxy Statement.

ITEM 12. *Security Ownership of Certain Beneficial Owners and Management and Related Stockholder Matters*

Information regarding security ownership of certain beneficial owners and management and LP’s existing equity compensation plans and arrangements is incorporated herein by reference to the material under the captions “Holders of Common Stock” and “Equity Compensation Plan Information” in the 2017 Proxy Statement.

ITEM 13. *Certain Relationships and Related Transactions, and Director Independence*

There are no transactions of the type required to be disclosed by Item 404(a) of Regulation S-K.

Information regarding transactions with related persons and director independence is incorporated herein by reference to the material under the captions “Nominees,” “Continuing Directors,” “Principles of Corporate Governance,” “Audit Committee Financial Experts” and “Related Person Transactions” in the 2017 Proxy Statement.

ITEM 14. *Principal Accountant Fees and Services*

Information regarding fees and services provided by LP’s principal accountant and the LP Audit Committee’s pre-approval policies and procedures relating thereto is incorporated herein by reference to the material under the caption “Pre-Approval of Audit and Permissible Non-Audit Services of Independent Auditor” in the 2017 Proxy Statement. The charter for the Audit Committee is disclosed at LP’s website at www.lpcorp.com.

PART IV

ITEM 15. Exhibits and Financial Statement Schedules

A. Financial Statements and Financial Statement Schedules

The following financial statements of LP are included in this report:

- Consolidated Balance Sheets—December 31, 2016, and 2015.
 - Consolidated Statements of Income—years ended December 31, 2016, 2015, and 2014.
 - Consolidated Statements of Comprehensive Income—years ended December 31, 2016, 2015 and 2014.
 - Consolidated Statements of Cash Flows—years ended December 31, 2016, 2015, 2014.
 - Consolidated Statements of Stockholders' Equity—years ended December 31, 2016, 2015 and 2014.
 - Notes to the Financial Statements.
 - Report of Independent Registered Public Accounting Firm.
 - Interim Financial Results (unaudited).
- No other financial statement schedules are required to be filed.

B. Exhibits

The exhibits filed as part of this report or incorporated by reference herein are listed in the accompanying exhibit index. Each management contract or compensatory plan or arrangement is identified by an asterisk (*).

SIGNATURES

Pursuant to the requirements of Section 13 or 15(d) of the Securities Exchange Act of 1934, Louisiana-Pacific Corporation, a Delaware corporation (the “registrant”), has duly caused this report to be signed on its behalf by the undersigned, thereunto duly authorized.

Date: February 14, 2017

LOUISIANA-PACIFIC CORPORATION
(Registrant)

/s/ SALLIE B. BAILEY

Sallie B. Bailey
*Executive Vice President and
Chief Financial Officer*

Pursuant to the requirements of the Securities Exchange Act of 1934, this report has been signed below by the following persons on behalf of the registrant and in the capacities and on the dates indicated.

<u>Date</u>	<u>Signature and Title</u>
February 14, 2017	/s/ CURTIS M. STEVENS <hr/> Curtis M. Stevens <i>Chief Executive Officer, Director</i> <i>(Principal Executive Officer)</i>
February 14, 2017	/s/ SALLIE B. BAILEY <hr/> Sallie B Bailey <i>Executive Vice President and Chief Financial Officer</i> <i>(Principal Financial Officer)</i>
February 14, 2017	/s/ REBECCA A. BARCKLEY <hr/> Rebecca A. Barckley <i>Controller, Financial Reporting</i> <i>(Principal Accounting Officer)</i>
February 14, 2017	/s/ E. GARY COOK <hr/> E. Gary Cook <i>Chairman of the Board</i>
February 14, 2017	/s/ COLIN D. WATSON <hr/> Colin D. Watson <i>Director</i>
February 14, 2017	/s/ TRACY EMBREE <hr/> Tracy Embree <i>Director</i>
February 14, 2017	/s/ LIZANNE C. GOTTUNG <hr/> Lizanne C. Gottung <i>Director</i>
February 14, 2017	/s/ Ozey K. Horton, Jr. <hr/> Ozey K. Horton <i>Director</i>
February 14, 2017	/s/ DUSTAN E. MCCOY <hr/> Dustan E. McCoy <i>Director</i>
February 14, 2017	/s/ DANIEL K. FRIERSON <hr/> Daniel K. Frierson <i>Director</i>
February 14, 2017	/s/ KURT M. LANDGRAF <hr/> Kurt M. Landgraf <i>Director</i>
February 14, 2017	/s/ JOHN W. WEAVER <hr/> John W. Weaver <i>Director</i>

EXHIBIT INDEX

On written request, Louisiana-Pacific Corporation (LP) will furnish to any record holder or beneficial holder of its common stock any exhibit to this report upon the payment of a fee equal to LP's costs of copying such exhibit plus postage. Any such request should be sent to: Louisiana-Pacific Corporation, 414 Union Street, Suite 2000, Nashville, TN 37219.

Items identified with an asterisk (*) are management contracts or compensatory plans or arrangements. Each prior LP filing which contains an exhibit incorporated by reference herein is filed under SEC File No. 001-07107.

- 3.1 Restated Certificate of Incorporation of LP. Incorporated herein by reference to Exhibit 3.1 to LP's Annual Report on Form 10-K for the year ended December 31, 2007.
- 3.1 (a) Amended Certificate of Designation of Series A Junior Participating Cumulative Preferred Stock. Incorporated herein by reference to Exhibit 3.3 to LP's Quarterly Report on Form 10-Q for the quarter ended June 30, 2009.
- 3.2 Bylaws of LP, as amended and restated effective July 31, 2015. Incorporated herein by reference to Exhibit 3.1 to LP's Current Report on Form 8-K dated August 4, 2015.
- 4.1 Rights Agreement, dated as of May 23, 2008, between LP and Computershare Trust Company, N.A., as Rights Agent, including the form of Right Certificate as Exhibit A and the Summary of Rights to Purchase Preferred Shares as Exhibit B. Incorporated herein by reference to Exhibit 4.1 to LP's Registration Statement on Form 8-A filed June 17, 2008.
- 10.1(a) Credit Agreement, dated as of December 6, 2013, among LP, as borrower, certain subsidiaries of LP from time to time party thereto, the lenders party thereto, American AgCredit, PCA, as administrative agent for the lenders (as successor to American AgCredit FLCA), and CoBank, ACB, as letter of credit issuer. Incorporated herein by reference to Exhibit 10.1 to LP's Current Report on Form 8-K dated December 12, 2013.
- 10.1(b) Letter Agreement re: Louisiana-Pacific Credit Agreement; Resignation of American AgCredit FLCA ("FLCA"), as Administrative Agent, and appointment of its Affiliate, American AgCredit, PCA ("PCA"), as new Administrative Agent, dated as of December 6, 2013, among PCA, FLCA, the lenders party to the Credit Agreement and LP.
- 10.1(c) Joinder Agreement, dated as of December 31, 2013, between LPS Corporation and American AgCredit, PCA, in its capacity as administrative agent under the credit agreement.
- 10.1 (d) First Amendment to Credit Agreement, dated as of February 25, 2014, among LP, as borrower, certain subsidiaries of LP from time to time party thereto, the lenders party thereto, American AgCredit, PCA, as administrative agent for the lenders (as successor to American AgCredit FLCA), and CoBank, ACB, as letter of credit issuer. Incorporated herein by reference to Exhibit 10.1 to LP's Current Report on Form 8-K dated February 27, 2014.
- 10.1 (e) Second Amendment to Credit Agreement, dated as of July 25, 2014, among LP, as borrower, certain subsidiaries of LP from time to time party thereto, the lenders party thereto, American AgCredit, PCA, as administrative agent for the lenders (as successor to American AgCredit FLCA), and CoBank, ACB, as letter of credit issuer. Incorporated herein by reference to Exhibit 10.1 to LP's Current Report on Form 8-K dated July 28, 2014.
- 10.2 Security Agreement, dated December 6, 2013, among LP, certain subsidiaries of LP from time to time party thereto and American AgCredit, PCA, as administrative agent under the credit agreement (as successor to America AgCredit, FLCA). Incorporated herein by reference to Exhibit 10.1 to LP's Current Report on Form 8-K dated December 12, 2013.

- 10.3 Indenture, dated as of September 14, 2016, between Louisiana-Pacific Corporation and The Bank of New York Mellon Trust Company, N.A., as trustee incorporated herein by reference to Exhibit 4.1 to L-P's Current Report on Form 8-K dated September 14, 2016.
- 10.4 Note Purchase Agreement, dated June 30, 1998, among LP, LP SPV2, LLC and the Purchasers named therein. Incorporated herein by reference to Exhibit 4 to LP's Quarterly Report on Form 10-Q for the quarter ended June 30, 1998.
- 10.5 Registration Rights Agreement, dated as of September 14, 2016, between Louisiana-Pacific Corporation and Merrill Lynch, Pierce, Fenner & Smith Incorporated, as representative incorporated herein by reference to exhibit 10.1 to L-P's Current Report on Form 8-K dated September 14, 2016.
- 10.7 1992 Non-Employee Director Stock Option Plan (as amended and restated as of May 8, 2009). Incorporated herein by reference to Exhibit 10.10 to LP's Quarterly Report on Form 10-Q for the fiscal quarter ended June 30, 2009. *
- 10.8 2000 Non-Employee Director Restricted Stock Plan Effective May 1, 2000 (as amended and restated as of May 8, 2009). Incorporated herein by reference to Exhibit 10.15 to LP's Quarterly Report on Form 10-Q for the fiscal quarter ended June 30, 2009. *
- 10.9 1997 Incentive Stock Award Plan, as amended and restated effective May 7, 2009. Incorporated herein by reference to Appendix A B to LP's Proxy Statement dated March 23, 2009. *
- 10.9(a) Form of Award Agreement under the 1997 Incentive Stock Award Plan for Non-Qualified Stock Options. Incorporated herein by reference to Exhibit 10.1 to LP's Current Report on Form 8-K dated February 4, 2005. *
- 10.9(b) General Form of Award Agreement under the 1997 Incentive Stock Award Plan for Incentive Shares. Incorporated herein by reference to Exhibit 10.3 to LP Current Report on Form 8-K dated February 4, 2005. *
- 10.9 (c) Form of Award Agreement under the 1997 Incentive Stock Award Plan for Restricted Stock. Incorporated herein by reference to Exhibit 10.11(c) to LP's Annual Report on Form 10-K for the fiscal year ended December 31, 2007.*
- 10.9(d) Form of Award Agreement under the 1997 Incentive Stock Award Plan for Stock Settled Stock Appreciation Rights. Incorporated herein by reference to Exhibit 10.11(d) to LP's Annual Report on Form 10-K for the fiscal year ended December 31, 2007.*
- 10.10 Annual Cash Incentive Award Plan, as amended and restated as of February 12, 2009. Incorporated herein by reference to Appendix B to LP's Proxy Statement dated March 23, 2009. *
- 10.12 Form of Change of Control Employment Agreement between LP and each of Curtis M. Stevens, Richard S. Olszeski and Mr. Jeffrey M. Wagner. Incorporated herein by reference to Exhibit 10.1 to LP's Current Report on Form 8-K. *
- 10.13 Change of Control Employment Agreement between LP and Sallie B. Bailey. Incorporated herein by reference to Exhibit 10.3 to LP's Form 10-K dated December 31, 2011. *
- 10.14 2004 Executive Deferred Compensation Plan, amended and restated effective January 1, 2009. Incorporated herein by reference to Exhibit 10.13 to LP's Quarterly Report on Form 10-Q dated July 29, 2011. *
- 10.15 2008 Supplemental Executive Retirement Plan, amended and restated effective January 1, 2008. Incorporated herein by reference to Exhibit 10.14 to LP's Quarterly Report on Form 10-Q dated July 29, 2011. *

- 10.16 2011 Non-Employee Director Phantom Share Plan effective May 15, 2011. Incorporated herein by reference to Exhibit 10.15 to LP's Quarterly Report on Form 10-Q dated July 29, 2011.
- 10.17 2013 Omnibus Stock Plan effective May 3, 2013. Incorporated herein by reference to Annex A to LP's Proxy Statement dated March 20, 2013. *
- 10.19 Form of Award Agreement under the 2013 Omnibus Stock Plan for Stock Settled Stock Appreciation Rights. Incorporated by reference to Exhibit 10.19 of LP's Annual Report on Form 10-K for the year ended December 31, 2015.*
- 10.20 Form of Award Agreement under the 2013 Omnibus Stock Plan for Restricted Stock Awards. Incorporated by reference to Exhibit 10.20 of LP's Annual Report on Form 10-K for the year ended December 31, 2015.*
- 10.21 Form of Award Agreement under the 2013 Omnibus Stock Plan for Restricted Stock Unit Awards. Incorporated by reference to Exhibit 10.21 of LP's Annual Report on Form 10-K for the year ended December 31, 2015.*
- 10.22 Form of Award Agreement under the 2013 Omnibus Stock Plan for Restricted Stock Unit Awards with certain retirement provisions.*
- 10.23 Form of Award Agreement under the 2013 Omnibus Stock Plan for Performance Awards *
- 10.24 Form of Award Agreement under the 2013 Omnibus Stock Plan for Performance Awards with certain retirement provisions. *
- 10.25 Form of Award Agreement under the 2013 Omnibus Stock Plan for Stock Settled Stock Appreciation Rights with certain retirement provisions. *
- 10.26 Separation Agreement with Mr. Brian Luoma.*
- 10.27 Form of Award of Change in Control. Incorporated herein by reference to Exhibit 10 to LP's Current Report on Form 8-K dated March 4, 2015.
- 10.28 Form of Note Prepayment Agreement. incorporated herein by reference to Exhibit 10.1 to L-P's Current Report on Form 8-K dated August 26, 2016.
- 21 List of LP's subsidiaries. Incorporated by reference to Exhibit 21 to LP's Annual Report on Form 10-K for the fiscal year ended December 31, 2004.
- 23 Consent of Deloitte & Touche LLP.
- 31.1 Certification of Chief Executive Officer Pursuant to Rule 13a-14(a).
- 31.2 Certification of Chief Financial Officer Pursuant to Rule 13a-14(a).
- 32 Certifications pursuant to §906 of the Sarbanes-Oxley Act of 2002.

LP hereby agrees to furnish supplementary to the SEC upon its request any schedules and similar documents omitted pursuant to Item 601(b)(2) of Regulation S-K and any instruments omitted pursuant to Item 601(b)(4)(iii) of Regulation S-K.

RESTRICTED STOCK UNIT AWARD AGREEMENT

Corporation: Louisiana-Pacific Corporation, a Delaware corporation
 (“*Corporation*”)

Awardee: [Employee
 name] (“*Participant*”)

Plan: Louisiana-Pacific Corporation 2013 Omnibus Stock Award Plan
 (the “*Plan*”)

Award: [XXX] Share units having a value equal to such number of Shares
 (“*Restricted Stock Units*”)

Grant Date: _____, 20____ (“*Grant Date*”)

Corporation and Participant agree as follows:

1. Defined Terms. Capitalized terms not otherwise defined in this Restricted Stock Unit Award Agreement (the “*Agreement*”) have the meanings given them in the Plan.
2. Grant of Restricted Stock Units. As of the Grant Date, Corporation has granted to Participant the Restricted Stock Units (which Award is a form of restricted stock grant under the Plan). Each Restricted Stock Unit represents the right of Participant to receive one Share subject to and upon the terms and conditions of this Agreement and the Plan.
3. Acknowledgment. Participant acknowledges that the Restricted Stock Units are subject to the terms and conditions set forth in this Agreement and in the Plan.
4. Vesting of Restricted Stock Units.

(a) Subject to Participant's continued employment with Corporation or a Subsidiary, the Restricted Stock Units will become nonforfeitable and payable to Participant pursuant to **Section 5** hereof on the third anniversary of the Grant Date (the "**Vesting Date**").

(b) Notwithstanding **Section 4(a)** above, all of the Restricted Stock Units will become nonforfeitable and payable to Participant pursuant to **Section 5** hereof upon the occurrence of any of the following events (each, an "**Early Vesting Event**") if the Restricted Stock Units have not previously been forfeited or become nonforfeitable: (i) the Participant's death, (ii) the Participant incurring a Disability, or (iii) a Change of Control.

(c) Notwithstanding **Section 4(a)** above, if Participant experiences a termination of employment because of Participant's Retirement (as defined below), then a number of Restricted Stock Units shall be earned and result in payment, at the time described in **Section 5**, in an amount equal to the number of Restricted Stock Units that would have resulted in payment in accordance with the terms of **Section 4** if Participant had remained in the continuous employ of Corporation or a Subsidiary from the Grant Date until the Vesting Date. For purposes of this Agreement, "Retirement" shall mean the voluntary termination of the Participant's employment with Corporation and its Subsidiaries if (i) Participant is then at least age 55 and has completed at least twenty (20) years of continuous service with Corporation or a Subsidiary, (ii) Participant is then at least age 60 and has completed at least ten (10) years of continuous service with Corporation or a Subsidiary or (iii) Participant is then at least age 65 and has completed at least five (5) years of continuous service with Corporation or a Subsidiary.

5. Form and Time of Payment of Restricted Stock Units.

(a) Payment for the Restricted Stock Units, after and to the extent they have become nonforfeitable, shall be made in the form of Shares. Except as provided in **Section 5(b)**, such payment shall be made within 10 days following the date that the Restricted Stock Units become nonforfeitable pursuant to **Section 4** hereof.

(b) If the Restricted Stock Units become nonforfeitable (i) by reason of the occurrence of a Change of Control as described in **Section 4(b)**, and if the Change of Control does not constitute a “change in control” for purposes of Section 409A(a)(2)(A)(v) of the Code, or (ii) by reason of a Participant’s Disability, and if such Disability does not constitute being “disabled” for purposes of Section 409A(a)(2)(C) of the Code, then payment for the Restricted Stock Units will be made upon the earliest of (w) the Participant becoming “disabled” (determined in accordance with Section 409A(a)(2)(C) of the Code), (x) the Vesting Date, (y) Participant’s death, or (z) the occurrence of a Change of Control that constitutes a “change in control” for purposes of Section 409A(a)(2)(A)(v) of the Code.

(c) If the Restricted Stock Units become payable on Participant’s “separation from service” with the Corporation and its Subsidiary within the meaning of Section 409A(a)(2)(A)(i) of Code and Participant is a “specified employee” as determined pursuant to procedures adopted by Corporation in compliance with Section 409A of the Code, then, to the extent necessary to comply with Section 409A of the Code, the payment for the Restricted Stock Units shall be made on the earlier of the first day of the seventh month after the date of Participant’s “separation from service” with Corporation and its Subsidiaries within the meaning of Section 409A(a)(2)(A)(i) of the Code or the Participant’s death.

(d) Except to the extent provided by Section 409A of the Code and permitted by the Administrator, no Shares may be issued to Participant at a time earlier than otherwise expressly provided in this Agreement.

(e) Corporation’s obligations to Participant with respect to the Restricted Stock Units will be satisfied in full upon the issuance of Shares corresponding to such Restricted Stock Units.

6. Restrictions during Vesting Period. Subject to Section 6.6(a) of the Plan, prior to the Vesting Date or an Early Vesting Date, Participant may not sell, assign, pledge, transfer, encumber or otherwise dispose of the Restricted Stock Units (or the Shares subject to the Restricted Stock Units).

7. Dividend, Voting and Other Rights. Prior to the Vesting Date for any Award of Restricted Stock Units, the Participant will not have any rights as a stockholder with respect to the Restricted Stock

Units until the time shares of Stock have been issued in settlement of the Restricted Stock Units as described in **Section 5**.

Participants holding a Restricted Stock Unit Award will be credited with dividend equivalent additional Restricted Stock Units equal to the amount or value of any cash or other distributions or dividends payable during the Vesting Period with respect to an equal number of shares of Stock.

8. **Tax Withholding**. Corporation will have the right to deduct from any settlement of the Restricted Stock Units any federal, state, or local taxes of any kind required by law to be withheld with respect to such payments or to take such other action as may be necessary in the opinion of Corporation to satisfy all obligations for the payment of such taxes. Participant must make arrangements satisfactory to Corporation for the satisfaction of any such withholding tax obligations. Corporation will not be required to make any such payment until such obligations are satisfied. Participant may elect that all or any part of such withholding requirement be satisfied by retention by Corporation of a portion of the Shares to be delivered to Participant. If such election is made, the Shares so retained shall be credited against such withholding requirement at the Fair Market Value per Share of such Shares on the date of such delivery. In no event will the fair market value of the Shares to be withheld pursuant to this **Section 8** to satisfy applicable withholding taxes exceed the minimum amount of taxes required to be withheld if such withholding would result in adverse accounting implications for the Corporation.

9. **Miscellaneous**.

(a) **Compliance With Law**. Corporation shall make reasonable efforts to comply with all applicable federal and state securities laws; provided, however, notwithstanding any other provision of the Plan and this Agreement, Corporation shall not be obligated to issue any Shares pursuant to this Agreement if the issuance thereof would result in a violation of any such law.

(b) **Compliance With Section 409A of the Code**. To the extent applicable, it is intended that this Agreement and the Plan comply with the provisions of Section 409A of the Code. This Agreement and the Plan shall be administered in a manner consistent with this intent, and any provision that would cause this

Agreement or the Plan to fail to satisfy Section 409A of the Code shall have no force or effect until amended to comply with Section 409A of the Code (which amendment may be retroactive to the extent permitted by Section 409A of the Code and may be made by Corporation without the consent of Participant).

(c) Interpretation. Any reference in this Agreement to Section 409A of the Code will also include any proposed, temporary or final regulations, or any other guidance, promulgated with respect to such Section by the U.S. Department of the Treasury or the Internal Revenue Service. Except as expressly provided in this Agreement, capitalized terms used herein will have the meaning ascribed to such terms in the Plan.

(d) No Employment Rights. The grant of the Restricted Stock Units under this Agreement to Participant is a voluntary, discretionary award being made on a one-time basis and it does not constitute a commitment to make any future awards. The grant of the Restricted Stock Units and any payments made hereunder will not be considered salary or other compensation for purposes of any severance pay or similar allowance, except as otherwise required by law. Nothing contained in this Agreement shall confer upon Participant any right to be employed or remain employed by Corporation or any of its Subsidiaries, nor limit or affect in any manner the right of Corporation or any of its Subsidiaries to terminate the employment or adjust the compensation of Participant.

(e) Relation to Other Benefits. Any economic or other benefit to Participant under this Agreement or the Plan shall not be taken into account in determining any benefits to which Participant may be entitled under any profit-sharing, retirement or other benefit or

compensation plan maintained by Corporation or any of its Subsidiaries and shall not affect the amount of any life insurance coverage available to any beneficiary under any life insurance plan covering employees of Corporation or any of its Subsidiaries

(f) Amendments. Any amendment to the Plan shall be deemed to be an amendment to this Agreement to the extent that the amendment is applicable hereto; provided, however, that (i) no

amendment shall adversely affect the rights of Participant under this Agreement without Participant's written consent, and (ii) Participant's consent shall not be required to an amendment that is deemed necessary by Corporation to ensure compliance with Section 409A of the Code.

(g) Severability. In the event that one or more of the provisions of this Agreement shall be invalidated for any reason by a court of competent jurisdiction, any provision so invalidated shall be deemed to be separable from the other provisions hereof, and the remaining provisions hereof shall continue to be valid and fully enforceable.

(h) Relation to Plan. This Agreement is subject to the terms and conditions of the Plan. In the event of any inconsistency between the provisions of this Agreement and the Plan, the Plan shall govern. The Administrator acting pursuant to the Plan, as constituted from time to time, shall, except as expressly provided otherwise herein or in the Plan, have the right to determine any questions which arise in connection with this Agreement.

(i) Successors and Assigns. Without limiting the provisions of this Agreement, the provisions of this Agreement shall inure to the benefit of, and be binding upon, the successors, administrators, heirs, legal representatives and assigns of Participant, and the successors and assigns of Corporation.

(j) Counterparts. This Agreement may be executed in one or more counterparts, each of which shall be deemed to be an original but all of which together will constitute one and the same agreement.

IN WITNESS WHEREOF, Corporation has caused this Agreement to be executed on its behalf by its duly authorized officer and Participant has executed this Agreement, effective as of _____, ___, 20__.

LOUISIANA-PACIFIC CORPORATION

Corporation:
Participant:

By: **[officer name]**
Its: **[officer title]**

[Participant name]

PERFORMANCE SHARES AWARD AGREEMENT

Corporation: Louisiana-Pacific Corporation, a Delaware corporation
 (“**Corporation**”)

Awardee: [Employee
 name] (“**Participant**”)

Plan: Louisiana-Pacific Corporation 2013 Omnibus Stock Award Plan (the
 “**Plan**”)

Target Award: Target number of [XXX] Share units, each unit representing a right to
 receive one Share subject to the terms and conditions of this Agreement
 (“**Performance Shares**”)

Grant Date: _____, 20__ (“**Grant
 Date**”)

Corporation and Participant agree as follows:

1. Defined Terms. Capitalized terms not otherwise defined in this Performance Shares Award Agreement, including the Statement of Performance Objectives (this “**Agreement**”) have the meanings given them in the Plan. As used in this Agreement:

(a) “**Performance Objectives**” means the threshold, target and maximum goals established by the Administrator for the Performance Period as described in the Statement of Performance Objectives. No adjustment of the Performance Objectives shall be permitted in respect of any Performance Shares granted to Participant if at the Grant Date he or she is, or is determined by the Administrator to be likely to become, a “covered employee” within the meaning of Section 162(m) of the Code (or any successor provisions) if such adjustment would result in the loss of an otherwise available deduction.

(b) “**Performance Period**” is a three-year period commencing on _____, 20__ and ending on _____, 20__.

(c) “**Statement of Performance Objectives**” shall mean the statement of Performance Objectives as approved by the Administrator with respect to the Performance Shares on the Grant Date and attached hereto as Annex A.

2. Grant of Award of Performance Shares. As of the Grant Date, Corporation has granted to Participant an Award covering the number of Performance Shares, payment of which depends on Corporation’s performance as set forth in this Agreement and in the Statement of Performance Objectives. Subject to the attainment of the Performance Objectives, Participant may earn between 0% and 200% of the target award of Performance Shares.

3. Acknowledgment. Participant acknowledges that the Award of Performance Shares is subject to the terms and conditions set forth in this Agreement, in the Statement of Performance Objectives and in the Plan.

4. Normal Earning of Performance Shares. Performance Shares covered by this Agreement shall only be earned and result in payment, at the time described in **Section 6**, after completion of the Performance Period and only if they are earned as provided in the Statement of Performance Objectives. The performance award can be increased or decreased based on Total Shareholder Return Relative to the Peer Group over the three-year Performance Period, as set forth in the Statement of Performance Objectives. Except as otherwise provided herein, no Performance Shares will result in payment unless Participant remains continuously employed by Corporation or a Subsidiary during the entire Performance Period. For purposes of this Agreement, “continuously employed” means the absence of any interruption or termination of Participant’s employment with Corporation or with a Subsidiary. Continuous employment shall not be considered interrupted or terminated in the case of sick leave, military leave or any other leave of absence approved by Corporation or in the case of transfers between locations of Corporation and its Subsidiaries.

5. Alternative Earning of Performance Shares; Forfeiture.

(a) Effect of Death or Disability. If Participant experiences a termination of employment because of Participant’s death or Disability during the Performance Period, then a number of Performance Shares shall be earned and result in payment, at the time described in **Section 6**, in an amount equal to the product of (i) the number of Performance Shares that would have resulted in payment in accordance with the terms of **Section 4** if Participant had remained in the continuous employ of Corporation or a Subsidiary from the Grant Date until the end of the Performance Period, multiplied by (ii) a fraction (in no case greater than 1), the numerator of which is the number of whole months from the first day of the Performance Period through the date of such death or termination of employment because of Disability, and the denominator of which is 36. Under this subsection (a), the Performance Shares earned will not be modified based on Total Shareholder Return Relative to the Peer Group.

(b) Effect of Change of Control. In the event a Change of Control occurs prior to end of the Performance Period and while Participant is an employee of Corporation or any Subsidiary, 100% of the Performance Shares covered by this Agreement shall be deemed earned at the target level of performance and result in payment, at the time described in **Section 6**.

(c) Forfeiture. In the event that Participant ceases to be continuously employed by Corporation or a Subsidiary prior to the end of the Performance Period, and before the occurrence of a Change of Control, in a manner other than as specified in **Sections 5(a) or 5(b)** hereof, Participant will immediately and automatically forfeit all Performance Shares subject to the Award, and Participant will cease to have any rights with respect to such Performance Shares. In addition, any Performance Shares that are not earned pursuant to **Section 4**, or alternatively in **Section 5**, shall be forfeited.

6. Form and Time of Payment of Performance Shares.

(a) General. Payment of any Performance Shares that become earned as set forth herein will be made in the form of Shares. Except as provided in **Section 6(b)**, payment shall be made after the end of the Performance Period and after the determination and certification by the Administrator of the level of the attainment of the Performance Objectives, but in any event no later than two and one-half months following the completion of the Performance Period.

(b) Alternative Payment Event. Notwithstanding **Section 6(a)**, to the extent that Performance Shares have become earned in accordance with **Section 5(a) or 5(b)**, then payment of the Shares will be made: (i) under **Section 5(a)** on the date of the death or disability or at a reasonable time after the date of death or disability but in no instance longer than 75 days; and (ii) under **Section 5(b)** on the date of the Change of Control; provided, however, that if the Change of Control does not constitute a “change in control” for purposes of Section 409A(a)(2)(A)(v) of the Code, then issuance of the Shares will be made, to the extent necessary to comply with the provisions of Section 409A of the Code, to Participant on the date that would have otherwise applied pursuant to **Section 6(a)** as though the Change of Control had not occurred.

7. Dividend Equivalents, Voting and Other Rights. During the Performance Period for any Award of Performance Shares, the Participant will not have any rights as a stockholder with respect to the Performance Shares (until the time shares of Stock have been issued in settlement of the Performance Shares as described in **Section 6**). Participants holding a Performance Share Award will be credited with dividend equivalent additional Performance Shares equal to the amount or value of any cash or other distributions or dividends payable during the Performance Period with respect to an equal number of shares of Stock.

8. Performance Shares Nontransferable. Until payment is made to Participant as provided herein, neither Performance Shares granted hereby nor any interest therein or in the Shares related thereto shall be transferable other than by will or the laws of decent and distribution prior to payment.

9. Tax Withholding. To the extent that Corporation or any Subsidiary is required to withhold any federal, state, or local taxes of any kind required by law with respect to the payment of earned Performance Shares pursuant to this Agreement, it shall be a condition that Participant made arrangements satisfactory to Corporation for the satisfaction of any such minimum withholding tax obligations. Corporation will not be required to make any such payment until such obligations are satisfied. Participant may elect that all or any part of such withholding requirement be satisfied by retention by Corporation of a portion of the Shares that may be issued in connection with earned Performance Shares. If such election is made, the Shares so retained shall be credited against such withholding requirement at the Fair Market Value per Share of such Shares on the date of the determination and certification by the Administrator of the level of the attainment of the Performance Objectives. In no event will the fair market value of the Shares to be withheld pursuant to this **Section 9** to satisfy applicable withholding taxes exceed the minimum amount of taxes to be withheld if such withholding would result in adverse accounting implications for the Corporation.

10. Miscellaneous.

(a) Compliance With Law. Corporation shall make reasonable efforts to comply with all applicable federal and state securities laws.

(b) Compliance With Section 409A of the Code. To the extent applicable, it is intended that this Agreement and the Plan comply with the provisions of Section 409A of the Code, so that the income inclusion provisions of Section 409A(a)(1) of the Code do not apply to Participant. This Agreement and the Plan shall be administered in a manner consistent with this intent, and any provision that would cause this Agreement or the Plan to fail to satisfy Section 409A of the Code shall have no force or effect until amended to comply with Section 409A of the Code (which amendment may be retroactive to the extent permitted by Section 409A of the Code and may be made by Corporation without the consent of Participant). If the event triggering the right to payment under this Agreement is Participant's "separation from service" with Corporation or any Subsidiary within the meaning of Section 409A(a)(2)(A)(i) of the Code and Participant is a "specified employee" as determined pursuant to procedures adopted by Corporation in compliance with Section 409A of the Code, then, to the extent necessary to comply with the provisions of Section 409A of the Code, issuance of the Shares will be made to Participant on the earlier of the first day of the seventh month after the date of Participant's "separation of service" with Corporation and its Subsidiaries within the meaning of Section 409A(a)(2)(A)(i) or the date of Participant's death.

(c) Interpretation. Any reference in this Agreement to Section 409A of the Code will also include any proposed, temporary or final regulations, or any other guidance, promulgated with respect to such Section by the U.S. Department of the Treasury or the Internal Revenue Service. Except as expressly provided in this Agreement, capitalized terms used herein will have the meaning ascribed to such terms in the Plan.

(d) No Employment Rights. The grant of the Award of Performance Shares under this Agreement to Participant is a voluntary, discretionary award being made on a one-time basis and it does not constitute a commitment to make any future awards. The grant of the Award of Performance Shares and any

payments made hereunder will not be considered salary or other compensation for purposes of any severance pay or similar allowance, except as otherwise required by law. Nothing contained in this Agreement shall confer upon Participant any right to be employed or remain employed by Corporation or any of its Subsidiaries, nor limit or affect in any manner the right of Corporation or any of its Subsidiaries to terminate the employment or adjust the compensation of Participant.

(e) Relation to Other Benefits. Any economic or other benefit to Participant under this Agreement or the Plan shall not be taken into account in determining any benefits to which Participant may be entitled under any profit-sharing, retirement or other benefit or compensation plan maintained by Corporation or any of its Subsidiaries and shall not affect the amount of any life insurance coverage available to any beneficiary under any life insurance plan covering employees of Corporation or any of its Subsidiaries.

(f) Amendments. Any amendment to the Plan shall be deemed to be an amendment to this Agreement to the extent that the amendment is applicable hereto; provided, however, that (i) no amendment shall materially adversely affect the rights of Participant under this Agreement without Participant's written consent, and (ii) Participant's consent shall not be required to an amendment that is deemed necessary by Corporation to ensure compliance with Section 409A of the Code.

(g) Severability. In the event that one or more of the provisions of this Agreement shall be invalidated for any reason by a court of competent jurisdiction, any provision so invalidated shall be deemed to be separable from the other provisions hereof, and the remaining provisions hereof shall continue to be valid and fully enforceable.

(h) Relation to Plan. This Agreement is subject to the terms and conditions of the Plan. In the event of any inconsistency between the provisions of this Agreement and the Plan, the Plan shall govern. The Administrator acting pursuant to the Plan, as constituted from time to time, shall, except as expressly provided otherwise herein or in the Plan, have the right to determine any questions which arise in connection with this Agreement.

(i) Successors and Assigns. Without limiting the provisions of this Agreement, the provisions of this Agreement shall inure to the benefit of, and be binding upon, the successors, administrators, heirs, legal representatives and assigns of Participant, and the successors and assigns of Corporation.

(j) Counterparts. This Agreement may be executed in one or more counterparts, each of which shall be deemed to be an original but all of which together will constitute one and the same agreement.

(k) Repayment Obligation. In the event that (i) Corporation issues a restatement of financial results to correct a material error, (ii) the Administrator determines, in good faith, that Participant's fraud or willful misconduct was a significant contributing factor to the need to issue such restatement and (iii) some or all of the Performance Shares that were granted and/or earned during the three-year period prior to such restatement would not have been granted and/or earned, as applicable, based upon the restated financial results, Participant shall immediately forfeit to Corporation (as applicable) any outstanding Performance Shares, return to Corporation any Shares received under this Award and/or the pre-tax income derived from any disposition of the Shares previously received in settlement of Performance Shares that would not have been granted and/or earned based upon the restated financial results (the "Repayment Obligation"). This Repayment Obligation shall be in addition to any compensation recovery policy that is adopted by the Corporation or is otherwise required by applicable law; provided, however, that there shall be no duplication of recovery under this agreement and any of 15 U.S.C. Section 7243 (Section 304 of the Sarbanes-Oxley Act of 2002) or Section 10D of the Securities Exchange Act of 1934.

IN WITNESS WHEREOF, Corporation has caused this Agreement to be executed on its behalf by its duly authorized officer and Participant has executed this Agreement, effective as of the Grant Date first written above.

LOUISIANA-PACIFIC CORPORATION

Corporation:

**By: [officer name]
Its: [officer title]**

Participant:

[Participant name]

PERFORMANCE SHARES AWARD AGREEMENT

Corporation: Louisiana-Pacific Corporation, a Delaware corporation (“**Corporation**”)

Awardee: [Employee name] (“**Participant**”)

Plan: Louisiana-Pacific Corporation 2013 Omnibus Stock Award Plan (the “**Plan**”)

Target Award: Target number of [XXX] Share units, each unit representing a right to receive one Share subject to the terms and conditions of this Agreement (“**Performance Shares**”)

Grant Date: _____, 20__ (“**Grant Date**”)

Corporation and Participant agree as follows:

1. Defined Terms. Capitalized terms not otherwise defined in this Performance Shares Award Agreement, including the Statement of Performance Objectives (this “**Agreement**”) have the meanings given them in the Plan. As used in this Agreement:

(a) “**Performance Objectives**” means the threshold, target and maximum goals established by the Administrator for the Performance Period as described in the Statement of Performance Objectives. No adjustment of the Performance Objectives shall be permitted in respect of any Performance Shares granted to Participant if at the Grant Date he or she is, or is determined by the Administrator to be likely to become, a “covered employee” within the meaning of Section 162(m) of the Code (or any successor provisions) if such adjustment would result in the loss of an otherwise available deduction.

(b) “**Performance Period**” is a three-year period commencing on _____, 20__ and ending on _____, 20__.

(c) “**Statement of Performance Objectives**” shall mean the statement of Performance Objectives as approved by the Administrator with respect to the Performance Shares on the Grant Date and attached hereto as Annex A.

2. Grant of Award of Performance Shares. As of the Grant Date, Corporation has granted to Participant an Award covering the number of Performance Shares, payment of which depends on Corporation's performance as set forth in this Agreement and in the Statement of Performance Objectives. Subject to the attainment of the Performance Objectives, Participant may earn between 0% and 200% of the target award of Performance Shares.

3. Acknowledgment. Participant acknowledges that the Award of Performance Shares is subject to the terms and conditions set forth in this Agreement, in the Statement of Performance Objectives and in the Plan.

4. Normal Earning of Performance Shares. Performance Shares covered by this Agreement shall only be earned and result in payment, at the time described in **Section 6**, after completion of the Performance Period and only if they are earned as provided in the Statement of Performance Objectives. The performance award can be increased or decreased based on Total Shareholder Return Relative to the Peer Group over the three-year Performance Period, as set forth in the Statement of Performance Objectives. Except as otherwise provided herein, no Performance Shares will result in payment unless Participant remains continuously employed by Corporation or a Subsidiary during the entire Performance Period. For purposes of this Agreement, "continuously employed" means the absence of any interruption or termination of Participant's employment with Corporation or with a Subsidiary. Continuous employment shall not be considered interrupted or terminated in the case of sick leave, military leave or any other leave of absence approved by Corporation or in the case of transfers between locations of Corporation and its Subsidiaries.

5. Alternative Earning of Performance Shares; Forfeiture.

(a) Effect of Death or Disability. If Participant experiences a termination of employment because of Participant's death or Disability during the Performance Period, then a number of Performance Shares shall be earned and result in payment, at the time described in **Section 6**, in an amount equal to the product of (i) the number of Performance Shares that would have resulted in payment in accordance with the terms of **Section 4** if Participant had earned 100 percent of the Performance Shares at the end of the Performance Period, multiplied by (ii) a fraction (in no case greater than 1), the numerator of which is the number of whole months from the first day of the Performance Period through the date of such death or termination of employment because of Disability, and the denominator of which is 36. Under this subsection (a), the Performance Shares earned will not be modified based on Total Shareholder Return Relative to the Peer Group.

(b) Effect of Change of Control. In the event a Change of Control occurs prior to end of the Performance Period, 100% of the Performance Shares covered by this Agreement shall be deemed earned at the target level of performance and result in payment, at the time described in **Section 6**.

(c) Effect of Retirement. If Participant experiences a termination of employment because of Participant's Retirement (as defined below), then a number of Performance Shares shall be earned and result in payment, at the time described in **Section 6**, in an amount equal to the number of Performance Shares that would have resulted in payment in accordance with the terms of **Section 4** if Participant had remained in the continuous employ of Corporation or a Subsidiary from the Grant Date until the end of the Performance Period. For purposes of this Agreement, "Retirement" shall mean the voluntary termination of the Participant's employment with the Corporation and its Subsidiaries if: (i) Participant is then at least age 55 and has completed at least twenty (20) years of continuous service with the Corporation or a Subsidiary, (ii) Participant is then at least age 60 and has completed at least ten (10) year of continuous service with the Corporation or as Subsidiary, or (iii) Participant is then at least age 65 and has completed at least five (5) years of continuous service with the Corporation or a Subsidiary.

(d) Forfeiture. Any Performance Shares that are not earned pursuant to **Section 4** shall be forfeited.

6. Form and Time of Payment of Performance Shares.

(a) General. Payment of any Performance Shares that become earned as set forth herein will be made in the form of Shares. Except as provided in **Section 6(b)**, payment shall be made after the end of the Performance Period and after the determination and certification by the Administrator of the level of the attainment of the Performance Objectives, but in any event no later than two and one-half months following the completion of the Performance Period.

(b) Alternative Payment Event. Notwithstanding **Section 6(a)**, to the extent that Performance Shares have become earned in accordance with **Section 5(a) or 5(b)**, then payment of the Shares will be made: (i) under **Section 5(a)** on the date of the death or disability or at a reasonable time after the date of death or disability but in no instance longer than 75 days; and (ii) under **Section 5(b)** on the date of the Change of Control; provided, however, that if the Change of Control does not constitute a “change in control” for purposes of Section 409A(a)(2)(A)(v) of the Code, then issuance of the Shares will be made, to the extent necessary to comply with the provisions of Section 409A of the Code, to Participant on the date that would have otherwise applied pursuant to **Section 6(a)** as though the Change of Control had not occurred.

7. Dividend Equivalents, Voting and Other Rights. During the Performance Period for any Award of Performance Shares, the Participant will not have any rights as a stockholder with respect to the Performance Shares (until the time shares of Stock have been issued in settlement of the Performance Shares as described in **Section 6**). Participants holding a Performance Share Award will be credited with dividend equivalent additional Performance Shares equal to the amount or value of any cash or other distributions or dividends payable during the Performance Period with respect to an equal number of shares of Stock.

8. Performance Shares Nontransferable. Until payment is made to Participant as provided herein, neither Performance Shares granted hereby nor any interest therein or in the Shares related thereto shall be transferable other than by will or the laws of decent and distribution prior to payment.

9. Tax Withholding. To the extent that Corporation or any Subsidiary is required to withhold any federal, state, or local taxes of any kind required by law with respect to the payment of earned Performance Shares pursuant to this Agreement, it shall be a condition that Participant made arrangements satisfactory to Corporation for the satisfaction of any such minimum withholding tax obligations. Corporation will not be required to make any such payment until such obligations are satisfied. Participant may elect that all or any part of such withholding requirement be satisfied by retention by Corporation of a portion of the Shares that may be issued in connection with earned Performance Shares. If such election is made, the Shares so retained shall be credited against such withholding requirement at the Fair Market Value per Share of such Shares on the date of the determination and certification by the Administrator of the level of the attainment of the Performance Objectives. In no event will the fair market value of the Shares to be withheld pursuant to this **Section 9** to satisfy applicable withholding taxes exceed the minimum amount of taxes to be withheld if such withholding would result in adverse accounting implications for the Corporation.

10. Miscellaneous.

(a) Compliance With Law. Corporation shall make reasonable efforts to comply with all applicable federal and state securities laws.

(b) Compliance With Section 409A of the Code. To the extent applicable, it is intended that this Agreement and the Plan comply with the provisions of Section 409A of the Code, so that the income inclusion provisions of Section 409A(a)(1) of the Code do not apply to Participant. This Agreement and the Plan shall be administered in a manner consistent with this intent, and any provision that would cause this Agreement or the Plan to fail to satisfy Section 409A of the Code shall have no force or effect until amended to comply with Section 409A of the Code (which amendment may be retroactive to the

extent permitted by Section 409A of the Code and may be made by Corporation without the consent of Participant). If the event triggering the right to payment under this Agreement is Participant's "separation from service" with Corporation or any Subsidiary within the meaning of Section 409A(a)(2)(A)(i) of the Code and Participant is a "specified employee" as determined pursuant to procedures adopted by Corporation in compliance with Section 409A of the Code, then, to the extent necessary to comply with the provisions of Section 409A of the Code, issuance of the Shares will be made to Participant on the earlier of the first day of the seventh month after the date of Participant's "separation of service" with Corporation and its Subsidiaries within the meaning of Section 409A(a)(2)(A)(i) or the date of Participant's death.

(c) Interpretation. Any reference in this Agreement to Section 409A of the Code will also include any proposed, temporary or final regulations, or any other guidance, promulgated with respect to such Section by the U.S. Department of the Treasury or the Internal Revenue Service. Except as expressly provided in this Agreement, capitalized terms used herein will have the meaning ascribed to such terms in the Plan.

(d) No Employment Rights. The grant of the Award of Performance Shares under this Agreement to Participant is a voluntary, discretionary award being made on a one-time basis and it does not constitute a commitment to make any future awards. The grant of the Award of Performance Shares and any payments made hereunder will not be considered salary or other compensation for purposes of any severance pay or similar allowance, except as otherwise required by law. Nothing contained in this Agreement shall confer upon Participant any right to be employed or remain employed by Corporation or any of its Subsidiaries, nor limit or affect in any manner the right of Corporation or any of its Subsidiaries to terminate the employment or adjust the compensation of Participant.

(e) Relation to Other Benefits. Any economic or other benefit to Participant under this Agreement or the Plan shall not be taken into account in determining any benefits to which Participant may be entitled under any profit-sharing, retirement or other benefit or compensation plan maintained by Corporation or any of its Subsidiaries and shall not affect the amount of any life insurance coverage available to any beneficiary under any life insurance plan covering employees of Corporation or any of its Subsidiaries.

(f) Amendments. Any amendment to the Plan shall be deemed to be an amendment to this Agreement to the extent that the amendment is applicable hereto; provided, however, that (i) no amendment shall materially adversely affect the rights of Participant under this Agreement without Participant's written consent, and (ii) Participant's consent shall not be required to an amendment that is deemed necessary by Corporation to ensure compliance with Section 409A of the Code.

(g) Severability. In the event that one or more of the provisions of this Agreement shall be invalidated for any reason by a court of competent jurisdiction, any provision so invalidated shall be deemed to be separable from the other provisions hereof, and the remaining provisions hereof shall continue to be valid and fully enforceable.

(h) Relation to Plan. This Agreement is subject to the terms and conditions of the Plan. In the event of any inconsistency between the provisions of this Agreement and the Plan, the Plan shall govern. The Administrator acting pursuant to the Plan, as constituted from time to time, shall, except as expressly provided otherwise herein or in the Plan, have the right to determine any questions which arise in connection with this Agreement.

(i) Successors and Assigns. Without limiting the provisions of this Agreement, the provisions of this Agreement shall inure to the benefit of, and be binding upon, the successors, administrators, heirs, legal representatives and assigns of Participant, and the successors and assigns of Corporation.

(j) Counterparts. This Agreement may be executed in one or more counterparts, each of which shall be deemed to be an original but all of which together will constitute one and the same agreement.

(k) Repayment Obligation. In the event that (i) Corporation issues a restatement of financial results to correct a material error, (ii) the Administrator determines, in good faith, that Participant's fraud or willful misconduct was a significant contributing factor to the need to issue such restatement and (iii) some or all of the Performance Shares that were granted and/or earned during the three-year period prior to such restatement would not have been granted and/or earned, as applicable, based upon the restated financial results, Participant shall immediately forfeit to Corporation (as applicable) any outstanding Performance Shares, return to Corporation any Shares received under this Award and/or the pre-tax income derived from any disposition of the Shares previously received in settlement of Performance Shares that would not have been granted and/or earned based upon the restated financial results (the "Repayment Obligation"). This Repayment Obligation shall be in addition to any compensation recovery policy that is adopted by the Corporation or is otherwise required by applicable law; provided, however, that there shall be no duplication of recovery under this agreement and any of 15 U.S.C. Section 7243 (Section 304 of the Sarbanes-Oxley Act of 2002) or Section 10D of the Securities Exchange Act of 1934.

IN WITNESS WHEREOF, Corporation has caused this Agreement to be executed on its behalf by its duly authorized officer and Participant has executed this Agreement, effective as of the Grant Date first written above.

LOUISIANA-PACIFIC CORPORATION

Corporation:

By: **[officer name]**
Its: **[officer title]**

Participant:

[Participant name]

STOCK APPRECIATION RIGHTS AWARD AGREEMENT

Corporation: Louisiana-Pacific Corporation, a Delaware corporation (“*Corporation*”)

Awardee: [Employee name] (“*Participant*”)

Plan: Louisiana-Pacific Corporation 2013 Omnibus Stock Award Plan (the “Plan”)

Award: [XXX] freestanding stock-settled stock appreciation rights (“SARs”)

Grant Date: _____, 20__ (“*Grant Date*”)

Corporation and Participant agree as follows:

1. Defined Terms. Capitalized terms not otherwise defined in this Stock Appreciation Rights Award Agreement (the “*Agreement*”) have the meanings given them in the Plan. In addition, for purposes of this Agreement, “Base Price” means \$_____, which was the Fair Market Value of the Common Stock on the Grant Date.
2. Grant of SARs. As of the Grant Date, Corporation has granted to Participant the SARs. The SARs represent the right of Participant to receive Shares in an amount equal to 100% of the Spread on the date on which the SARs are exercised subject to and upon the terms and conditions of this Agreement and the Plan. For purposes of this Agreement, “Spread” means the excess of the Fair Market Value of a Share on the date when a SAR is exercised over the Base Price.
3. Acknowledgment. Participant acknowledges that the SARs are subject to the terms and conditions set forth in this Agreement and in the Plan.
4. Vesting of SARs.

(a) The SARs covered by this Agreement shall become exercisable as described in this Section. One-third of the SARs shall become exercisable on the first anniversary of the Grant Date if Participant remains in the continuous employ of Corporation or one of its Subsidiaries from the Grant Date through such first anniversary. An additional one-third of the SARs shall become exercisable on each subsequent anniversary of the Grant Date, through the third anniversary of the Grant Date, when 100% of the SARs shall have become exercisable, if Participant remains in the continuous employ of Corporation or one of its Subsidiaries from the Grant Date through each such anniversary. For purposes of this Agreement, “continuous employ” means the absence of any interruption or termination of Participant’s employment with Corporation or with a Subsidiary. Continuous employment shall not be considered interrupted or terminated in the case of sick leave, military leave or any other leave of absence approved by Corporation or in the case of transfers between locations of Corporation and its Subsidiaries.

(b) Notwithstanding **Section 4(a)** above, the SARs granted hereby shall become immediately exercisable in full if at any time prior to the termination of the SARs, any of the following events occur:

- (i) Participant’s death or Disability; or
- (ii) A Change of Control.

(c) Notwithstanding **Section 4(a)** above, if Participant experiences a termination of employment because of Participant’s retirement (as defined below), then the remaining number of SARs, not previously vested, shall continue to vest and become exercisable as if Participant had remained in the continuous employ of Corporation or a Subsidiary from the Grant Date through the third anniversary of the Grant Date. For purposes of this Agreement, “Retirement” shall mean the voluntary termination of the Participant’s employment with the Corporation and its Subsidiaries if: (i) Participant is then at least age 55 and has completed at least twenty (20) years of continuous service with the Corporation or a Subsidiary, (ii) Participant is then at least age 60 and has completed at least ten (10) year of continuous

service with the Corporation or as Subsidiary, or (iii) Participant is then at least age 65 and has completed at least five (5) years of continuous service with the Corporation or a Subsidiary.

5. Exercise of SARs.

(a) To the extent exercisable as provided in **Section 4** of this Agreement, the SARs may be exercised in whole or in part by delivery to Corporation of a notice in form and substance satisfactory to Corporation specifying the number of SARs to be exercised and the date of exercise.

(b) Upon exercise, Corporation will issue to Participant, with respect to the number of SARs that are exercised, the number of Shares that equal the Fair Market Value per Share on the date of exercise divided into the Spread, rounded down to the nearest whole Share.

6. Termination of SARs. Both exercisable and nonexercisable SARs shall terminate, as provided below, upon the earliest to occur of the following:

(a) five days after Participant ceases to be an employee of Corporation or a Subsidiary due to involuntary termination by Corporation or a Subsidiary for cause;

(b) One year after the death of Participant; and

(c) Ten years from the Grant Date.

7. Compliance with Law. The SARs shall not be exercisable if such exercise would involve a violation of any applicable federal or state securities law, and Corporation hereby agrees to make reasonable efforts to comply with any applicable federal and state securities laws.

8. Adjustments. The SARs shall be subject to adjustment in accordance with Article 12 of the Plan.

9. Withholding. To the extent that Corporation is required to withhold federal, state, local or foreign taxes in connection with the exercise of the SARs, and the amounts available to Corporation for such withholding are insufficient, it shall be a condition to such exercise that

Participant make arrangements satisfactory to Corporation for payment of the balance of such taxes required to be withheld.

Participant may elect that all or any part of such withholding requirement be

satisfied by retention by Corporation of a portion of the Shares to be delivered to Participant or by delivering to Corporation other Shares held by Participant. If such election is made, the Shares so retained or delivered shall be credited against such withholding requirement at the Fair Market Value per Share on the date of such exercise. In no event shall the market value of the Shares to be withheld and/or delivered pursuant to this **Section 9** to satisfy applicable withholding taxes exceed the minimum amount of taxes required to be withheld if such withholding would result in adverse accounting implications for the corporation.

10. **No Employment Rights**. The grant of the SARs under this Agreement to Participant is a voluntary, discretionary award being made on a one-time basis and it does not constitute a commitment to make any future awards. The grant of the SARs and any payments made hereunder will not be considered salary or other compensation for purposes of any severance pay or similar allowance, except as otherwise required by law. Nothing in this Agreement will give Participant any right to continue employment with Corporation or any Subsidiary, as the case may be, or interfere in any way with the right of Corporation or a Subsidiary to terminate the employment of Participant at any time.

11. **Relation to Other Benefits**. Any economic or other benefit to Participant under this Agreement or the Plan shall not be taken into account in determining any benefits to which Participant may be entitled under any profit sharing, retirement or other benefit or compensation plan maintained by Corporation or a Subsidiary and shall not affect the amount of any life insurance coverage available to any beneficiary under any life insurance plan covering employees of Corporation or a Subsidiary.

12. **Amendments**. Subject to Article 13 of the Plan, any amendment to the Plan shall be deemed to be an amendment to this Agreement to the extent that the amendment is applicable hereto; provided, however, that (a) no amendment shall adversely affect the rights of Participant under this Agreement without Participant's written consent, and (b) Participant's consent shall not be required to an amendment that is deemed necessary by Corporation to ensure compliance with Section 409A of the Code.

13. Severability. In the event that one or more of the provisions of this Agreement shall be invalidated for any reason by a court of competent jurisdiction, any provision so invalidated shall be deemed to be separable from the other provisions hereof, and the remaining provisions hereof shall continue to be valid and fully enforceable.

14. Relation to Plan. This Agreement is subject to the terms and conditions of the Plan. In the event of any inconsistency between the provisions of this Agreement and the Plan, the Plan shall govern. The Administrator acting pursuant to the Plan, as constituted from time to time, shall, except as expressly provided otherwise herein or in the Plan, have the right to determine any questions which arise in connection with this Agreement.

15. Successors and Assigns. Without limiting the provisions of this Agreement, the provisions of this Agreement shall inure to the benefit of, and be binding upon, the successors, administrators, heirs, legal representatives and assigns of Participant, and the successors and assigns of Corporation.

16. Compliance With Section 409A of the Code. To the extent applicable, it is intended that this Agreement and the Plan comply with the provisions of Section 409A of the Code. This Agreement and the Plan shall be administered in a manner consistent with this intent, and any provision that would cause this Agreement or the Plan to fail to satisfy Section 409A of the Code shall have no force or effect until amended to comply with Section 409A of the Code (which amendment may be retroactive to the extent permitted by Section 409A of the Code and may be made by Corporation without the consent of Participant).

17. Interpretation. Any reference in this Agreement to Section 409A of the Code will also include any proposed, temporary or final regulations, or any other guidance, promulgated with respect to such Section by the U.S. Department of the Treasury or the Internal Revenue Service.

18. Counterparts. This Agreement may be executed in one or more counterparts, each of which shall be deemed to be an original but all of which together will constitute one and the same Agreement.

IN WITNESS WHEREOF, Corporation has caused this Agreement to be executed on its behalf by its duly authorized officer and Participant has executed this Agreement, effective as of _____, __, 20__.

LOUISIANA-PACIFIC CORPORATION

By: [officer name]

Its: [Title]

Participant: [Participant name]

Exhibit 10.26 - SEPARATION AGREEMENT

In accordance with the mutual promises and consideration set forth below, the sufficiency of which is hereby acknowledged, this Agreement is made and entered into by and between Brian E. Luoma and Louisiana-Pacific Corporation.

1. Definitions

As used herein: "Mr. Luoma" shall mean Brian E. Luoma, his spouse, heirs, agents, assigns or other persons or entities acting on his behalf or claiming through him. Notwithstanding the foregoing, in Sections 7, 8, and 9 of this agreement, "Luoma" shall mean Brian E. Luoma individually.

"LP" shall mean Louisiana-Pacific Corporation, its officers, directors, employees, agents, parent corporations, divisions, affiliates, subsidiaries, attorneys, insurers, successors and assigns.

2. Terms of separation

Effective at the close of business on May 13, 2017, or on an earlier date as mutually agreed to by Luoma and LP (the "Separation Date"), Luoma's employment with LP is terminated. Mr. Luoma and LP hereby agree to terminate the employment relationship amicably upon the following terms, conditions, covenants, and obligations. The parties agree that this Agreement is entered into for good and valuable consideration.

3. Payment of amounts earned and owing

Mr. Luoma will receive all amounts earned and owing as following:

- a. Regular salary and benefits through the last day worked, to be paid as soon as practicable on or after the Separation Date but in no event later than the date required by Tennessee law.
- b. Earned and accrued vacation pay representing 200 unused vacation hours, less any additional vacation hours used prior to the Separation Date, to be paid as soon as practicable on or after the Separation Date but in no event later than the date required by Tennessee law.
- c. Severance Pay in the amount of \$342,000.00 representing payment of any amounts owed under the terms of the current applicable LP severance policy, to be paid in biweekly installments beginning with the payroll period following the Separation Date, pursuant to LP's standard payroll processing cycle, until paid in full to Mr. Luoma or until March 15, 2018, whichever comes first. If after March 15, 2018, there remains any balance, the remaining amount will be paid in lump sum as soon as practicable. All Severance Pay is subject to all required withholdings and payment may be accelerated at LP's sole discretion.

Mr. Luoma agrees and acknowledges that, but for this Agreement, the amounts in Section 3 above represent all wages and benefits due him upon termination as a result of his employment with LP.

4. Enhanced benefits

In consideration for this Agreement, Mr. Luoma will receive the enhanced benefits described in this Section 4. Mr. Luoma acknowledges that but for entering into this Agreement he is not entitled to any of these enhanced benefits.

- a. **Additional Severance Pay.** Mr. Luoma shall be entitled to receive the sum of \$171,000.00 less any regular salary earned and paid to him by LP in 2017, as Additional Severance Pay. The additional severance paid will be paid as a lump sum at the same time and in accordance with the payments in Section 3a. of this agreement, and will be subject to all required withholdings.
- b. **Health Insurance Make Whole Payment.** Mr. Luoma shall receive \$4,766 representing the eighteen (18) months cash value to pay for health insurance under LP's Retiree Medical Plan. A lump sum payment shall be made as soon as practicable following the Separation Date, less required withholdings.
- c. **Outplacement Services.** LP agrees to pay the cost of outplacement services for Mr. Luoma rendered by a company of LP's choice for up to twelve (12) months from January 1, 2017.
- d. **Financial Planning and Tax Preparation.** LP agrees to continue to pay, through the end of 2017, the same financial planning services from The Ayco Company. LP agrees to pay the cost of tax preparation services from The Ayco Company through April 15, 2018, for the 2017 taxable year. These services will be at a level consistent with prior years.
- e. **Continued Equity Vesting.** Mr. Luoma's Restricted Stock equity grants of 7,042 and 26,684, from 2015 and 2016, respectively, would normally be forfeited upon his termination of employment. As further consideration for this agreement, LP, pursuant to the Compensation Committee authority, amends the Restricted Stock Form of Awards for 2015 and 2016 to remove any requirement of continued employment at the Company. The amendment is effective on the Separation Date. Mr. Luoma, by executing this agreement, acknowledges that the removal of the continued employment requirement will cause a taxable event to him, and he agrees to pay the Company the statutory tax withholding amount on or about the Severance Date, if the statutory tax withholding is not withheld by the Company.

5. Employee Benefit Plans.

Mr. Luoma has or may have accrued benefits and rights under LP's employee benefit plans, including, without limitation, pension benefit plans, health and welfare benefit plans, insurance coverages, the terms of all of which are incorporated herein by this reference. All benefits and rights arising out of such plans and programs shall be payable or exercisable upon termination of Mr. Luoma's employment solely in accordance with the terms of those plans, programs and related agreements in effect on the Separation Date. The terms of plans, programs and related agreements shall determine all rights there under.

6. Termination of Prior Agreements.

The parties agree that except as specifically addressed herein, all prior agreements, if any, between them relating to Mr. Luoma's employment, verbal or written, are terminated and of no further force and effect.

7. Cooperation.

Mr. Luoma acknowledges that he has acquired particular knowledge, information and expertise in his capacity with LP. Starting on January 1, 2017, Mr. Luoma agrees to make himself available, as reasonably necessary, for a period not to exceed eighteen (18) months, in person and by telephone to cooperate and provide assistance to LP in connection with business matters of LP that fall within expertise or relate to prior employment with LP and with regard to any pending or future government investigations, pending or future administrative actions and pending or future litigation, for which he has such information, knowledge and expertise. This date may be extended by mutual agreement. Mr. Luoma agrees that he will notify LP as soon as reasonably practicable of any subpoena or litigation complaint that he receives that relates to former positions within LP. Subsequent to June 30, 2018, Mr. Luoma will be compensated for time pursuant to a rate of \$ 100 per hour with a maximum of \$900 per day and the reimbursement of expenses for reasonable travel, telephone, mail and other similar items, as required. To the extent LP has control over such timing, LP agrees not to require Mr. Luoma's participation to the degree it unreasonably interferes with any future employment or personal activity.

8. Release.

Except as otherwise provided herein, Mr. Luoma irrevocably and unconditionally releases, acquits and forever discharges LP from any and all charges, complaints, claims, promises, agreements, controversies, liabilities, obligations, damages, actions, causes of action, suits, rights, demands, costs, losses, debts and expenses (including attorney's fees and costs actually incurred), of any nature whatsoever, known, whether based on contract, statute or common law, or unknown which he now has, owns, or holds, or claims to have, own, or hold, or to have had, owned, or held against any of the parties so released. Specifically included herein are any claims against LP for claims under, under any federal law, including, but not limited to, Title VII of the Civil Rights Act of 1964, the Americans With Disabilities Act, the Family and Medical Leave Act, the Federal Age Discrimination in Employment Act, the Older Workers Benefit Protection Act, the Federal Worker Adjustment and Retraining Notification (WARN) Act, any state law related to employment, including, but not limited to, the Tennessee Human Rights Act and the

Tennessee Handicap Act, and any claims arising under statutory or common law growing out of any legal obligation on the part of LP towards employees or any legal restriction on LP's right to dictate the terms and conditions of employment for all employees and to terminate its employees including, but not limited to, contract, tort, public policy or wrongful discharge.

9. Company Information.

Mr. Luoma recognizes and acknowledges that during the course of his employment he has had and will continue to have access to certain information not generally known to the public, relating to the business of LP which may include without limitation, LP's data, programs, customer or contact lists, sources of supply, prospects or projections, product plans, manufacturing techniques, processes, formulas, research or experimental work, work in process, technology, trade secrets, inventions, patents, engineering specifications, designs, drawings or any other LP business, proprietary or confidential matter (collectively "Company Information"). Mr. Luoma recognizes and acknowledges that this Company Information constitutes a valuable, special and unique asset of LP, access to and knowledge of which were essential to the performance of his duties.

Mr. Luoma acknowledges and agrees that all such Company Information, including without limitation that which he conceived or developed, either alone or with others, at any time during employment by LP, is and shall remain the exclusive property of LP. By signature on this agreement, Mr. Luoma represents and warrants that he has returned to LP all Company Information that he has in his possession or under his control, that he has not made copies of any Company Information, that he has not used or disclosed any Company Information to any person other than for the benefit of LP, and that he agrees that LP may rely upon that representation and warranty.

Mr. Luoma acknowledges and agrees that, except as directed by LP, he will not at any time use or disclose to any person, any Company Information, or permit any person to use, examine or make copies of any information sources which contain or are derived from Company Information, without the prior written permission of LP. In the event of a breach of this provision by Mr. Luoma, in addition to any other remedies available to LP, he shall pay as liquidated damages the entire amount received under Section 4 of this agreement. It is agreed that this amount is intended by Mr. Luoma and LP as liquidated damages and not as a penalty.

10. Non-disparagement.

Mr. Luoma and LP agree not to do or say anything which would portray the other in a negative or poor light.

11. Attorney Fees.

It is hereby agreed among the parties that should any complaint be filed or claim be made arising out of the breach of any of the provisions of this Agreement or for the purpose of enforcing any of its provisions, the prevailing party or parties shall be entitled to its or their reasonable attorney fees from all other parties as determined by the trial court. If any appeal is taken from the decision of the trial court, the prevailing party or parties shall be entitled also to its or their additional attorney fees on appeal as determined by the appropriate court.

12. Choice of Law.

This Agreement is made and entered into in the State of Tennessee and shall in all respects be interpreted, enforced and governed under the laws of Tennessee. The language of all parts of the Agreement shall in all cases be construed as a whole, according to its fair meaning, and not strictly for or against any of the parties. Should any portion of this agreement be found void, the remainder shall continue in full force and effect.

13. Forum Selection Clause

Mr. Luoma and LP agree that the exclusive jurisdiction for the adjudication of any claims or breach of this Agreement shall be in the Chancery Court for Davidson County, Tennessee.

14. No admission.

This Agreement shall not be construed in any manner as an admission by either party that they violated any law, policy or procedure or acted wrongfully with respect to the other party or any other person. Each party specifically disclaims any liability to the other arising from Mr. Luoma's employment relationship with LP except as specifically addressed herein.

15. Provisions of Older Worker Benefit Protection Act.

Mr. Luoma acknowledges that this Agreement and the discussions leading to signature upon it have fully complied with the requirements of the Older Worker Benefit Protection Act including but not limited to:

- This Agreement has been written in a manner that is calculated to be understood, and is understood, by Mr. Luoma;
- The release provisions apply to any rights Mr. Luoma may have under the Age Discrimination in Employment Act;
- The release provisions do not apply to any rights Mr. Luoma may have under the Age Discrimination in Employment Act that arise after he executes this Agreement;
- LP hereby advises Mr. Luoma to consult with an attorney prior to executing this Agreement;
- LP is giving Mr. Luoma a period of twenty-one (21) days to consider this Agreement. Mr. Luoma may accept and sign this Agreement before the expiration of that period, but is not required to do so by LP;
- For a period of seven (7) days following the signing of this Agreement, Mr. Luoma may revoke this Agreement. Mr. Luoma will provide written notice of any such revocation to LP. This Agreement shall become "effective" on the eighth day after Mr. Luoma signs it, if it has not been revoked during the revocation period; and
- LP has provided all data and information required (including an exhibit reflecting the titles and age of the effected group and their disposition, if applicable) and necessary to permit Mr. Luoma to make an informed choice as to whether or not to sign this Agreement.

16. Execution of Agreement.

This Agreement may be executed in counterparts.

18. Withholdings.

All payments described in this Agreement are subject to applicable federal, state and local tax and other required withholdings.

This Separation Agreement is executed by me without reliance on any representation by LP or any of its representatives and I further state that I HAVE CAREFULLY READ THE FOREGOING SEPARATION AGREEMENT, HAVE BEEN ADVISED OF ITS MEANING AND CONSEQUENCES AND KNOW THE CONTENTS THEROF AND I SIGN THE SAME AS MY OWN FREE ACT.

Executed at Nashville, Tennessee, this th day of December, 2016

By: /s/ Brian E. Luoma

Brian E. Luoma

LOUISIANA-PACIFIC CORPORATION

By: /s/ Tim Hartnett

Tim Hartnett

Title: Vice President, Human Resources

CONSENT OF INDEPENDENT REGISTERED PUBLIC ACCOUNTING FIRM

We consent to the incorporation by reference in Registration Statement Nos. 333-159737, 333-156144, 333-153080, 333-118269, 333-118245, 333-88076, 333-53715, 333-87775, 333-87803, 333- 188447 and 333-110243 on Forms S-8 and Registration Statement No. 333-161050 on Form S-3 of our reports dated February 14, 2017, relating to the consolidated financial statements of Louisiana-Pacific Corporation and subsidiaries (the “Company”) which report expresses an unqualified opinion and includes an explanatory paragraph regarding the Company’s adoption of Accounting Standards Update 2016-09, *Improvements to Employee Share-based Payment Accounting* which resulted in a \$16.3 million cumulative-effect adjustment to retained earnings related to previously unrecognized excess tax benefits, and the effectiveness of the Company’s internal control over financial reporting, appearing in this Annual Report on Form 10-K of Louisiana-Pacific Corporation for the year ended December 31, 2016.

/s/ DELOITTE & TOUCHE LLP

Nashville, Tennessee
February 14, 2017

CERTIFICATIONS

I, Curtis M. Stevens, certify that:

1. I have reviewed this report on Form 10-K of Louisiana-Pacific Corporation;

2. Based on my knowledge, this report does not contain any untrue statement of a material fact or omit to state a material fact necessary to make the statements made, in light of the circumstances under which such statements were made, not misleading with respect to the period covered by this report;

3. Based on my knowledge, the financial statements, and other financial information included in this report, fairly present in all material respects the financial condition, results of operations and cash flows of the registrant as of, and for, the periods presented in this report;

4. The registrant's other certifying officers and I are responsible for establishing and maintaining disclosure controls and procedures (as defined in Exchange Act Rules 13a-15(e) and 15d-15(e)) and internal control over financial reporting (as defined in Exchange Act Rules 13a-15(f) and 15d-15(f)) for the registrant and have:

- a) designed such disclosure controls and procedures, or caused such disclosure controls and procedures to be designed under our supervision, to ensure that material information relating to the registrant, including its consolidated subsidiaries, is made known to us by others within those entities, particularly during the period in which this report is being prepared;
- b) designed such internal control over financial reporting, or caused such internal control over financial reporting to be designed under our supervision, to provide reasonable assurance regarding the reliability of financial reporting and the preparation of financial statements for external purposes in accordance with generally accepted accounting principles;
- c) evaluated the effectiveness of the registrant's disclosure controls and procedures and presented in this report our conclusions about the effectiveness of the disclosure controls and procedures, as of the end of the period covered by this report based on such evaluation; and
- d) disclosed in this report any change in the registrant's internal control over financial reporting that occurred during the registrant's most recent fiscal quarter that has materially affected, or is reasonably likely to materially affect, the registrant's internal control over financial reporting; and

5. The registrant's other certifying officers and I have disclosed, based on our most recent evaluation of internal control over financial reporting, to the registrant's auditors and the audit committee of the registrant's board of directors (or persons performing the equivalent function):

- a) all significant deficiencies and material weaknesses in the design or operation of internal control over financial reporting which are reasonably likely to adversely affect the registrant's ability to record, process, summarize and report financial information; and
- b) any fraud, whether or not material, that involves management or other employees who have a significant role in the registrant's internal control over financial reporting.

Date: February 14, 2017

/s/ CURTIS M. STEVENS

Curtis M. Stevens
Chief Executive Officer

CERTIFICATION

I, Sallie B. Bailey, certify that:

1. I have reviewed this report on Form 10-K of Louisiana-Pacific Corporation;
2. Based on my knowledge, this report does not contain any untrue statement of a material fact or omit to state a material fact necessary to make the statements made, in light of the circumstances under which such statements were made, not misleading with respect to the period covered by this report;
3. Based on my knowledge, the financial statements, and other financial information included in this report, fairly present in all material respects the financial condition, results of operations and cash flows of the registrant as of, and for, the periods presented in this report;
4. The registrant's other certifying officer and I are responsible for establishing and maintaining disclosure controls and procedures (as defined in Exchange Act Rules 13a-15(e) and 15d-15(e)) and internal control over financial reporting (as defined in Exchange Act Rules 13a-15(f) and 15d-15(f)) for the registrant and have:
 - a) designed such disclosure controls and procedures, or caused such disclosure controls and procedures to be designed under our supervision, to ensure that material information relating to the registrant, including its consolidated subsidiaries, is made known to us by others within those entities, particularly during the period in which this report is being prepared;
 - b) designed such internal control over financial reporting, or caused such internal control over financial reporting to be designed under our supervision, to provide reasonable assurance regarding the reliability of financial reporting and the preparation of financial statements for external purposes in accordance with generally accepted accounting principles;
 - c) evaluated the effectiveness of the registrant's disclosure controls and procedures and presented in this report our conclusions about the effectiveness of the disclosure controls and procedures, as of the end of the period covered by this report based on such evaluation; and
 - d) disclosed in this report any change in the registrant's internal control over financial reporting that occurred during the registrant's most recent fiscal quarter that has materially affected, or is reasonably likely to materially affect, the registrant's internal control over financial reporting; and
5. The registrant's other certifying officer and I have disclosed, based on our most recent evaluation of internal control over financial reporting, to the registrant's auditors and the audit committee of registrant's board of directors (or persons performing the equivalent function):
 - a) all significant deficiencies and material weaknesses in the design or operation of internal control over financial reporting which are reasonably likely to adversely affect the registrant's ability to record, process, summarize and report financial information; and
 - b) any fraud, whether or not material, that involves management or other employees who have a significant role in the registrant's internal control over financial reporting.

Date: February 14, 2017

/s/ SALLIE B.BAILEY

Sallie B. Bailey
Chief Financial Officer

LOUISIANA-PACIFIC CORPORATION
411 Union Street, Suite 2000
Nashville, TN 37219-1700
(615)986-5600

February 14, 2017

Securities and Exchange Commission
Judiciary Plaza
450 Fifth Street, N.W.
Washington, D.C. 20549

Re: Certification Pursuant to § 906 of the Sarbanes-Oxley Act of 2002

Ladies and Gentlemen:

Pursuant to 18 U.S.C. § 1350, as adopted pursuant to § 906 of the Sarbanes-Oxley Act of 2002, in connection with the filing of the Form 10-K of Louisiana-Pacific Corporation (the "Company") for the fiscal year ended December 31, 2016, as filed with the Securities and Exchange Commission on the date hereof (the "Report"), each of the undersigned officers of the Company certifies, that, to such officer's knowledge:

- (1) The Report fully complies with the requirements of Section 13(a) or 15(d) of the Securities Exchange Act of 1934; and
- (2) The information contained in the Report fairly presents, in all material respects, the financial condition and results of operations of the Company as of the dates and for the periods expressed in the Report.

/s/ CURTIS M. STEVENS

Name: Curtis M. Stevens
Title: Chief Executive Officer

/s/ SALLIE B. BAILEY

Name: Sallie B. Bailey
Title: Chief Financial Officer

A signed original of this written statement required by Section 906 has been provided to Louisiana-Pacific Corporation and will be retained by Louisiana-Pacific Corporation and furnished to the Securities and Exchange Commission or its staff upon request.