

The LP logo consists of the letters 'LP' in a bold, white, sans-serif font. The 'L' and 'P' are connected at the top. A small registered trademark symbol (®) is located at the bottom right of the 'P'. The logo is set against a dark blue background.

BUILDING PRODUCTS



# Louisiana-Pacific Corporation

**CIBC World Markets  
Institutional Investor Conference**

January 20, 2011

**BUILD WITH US.®**



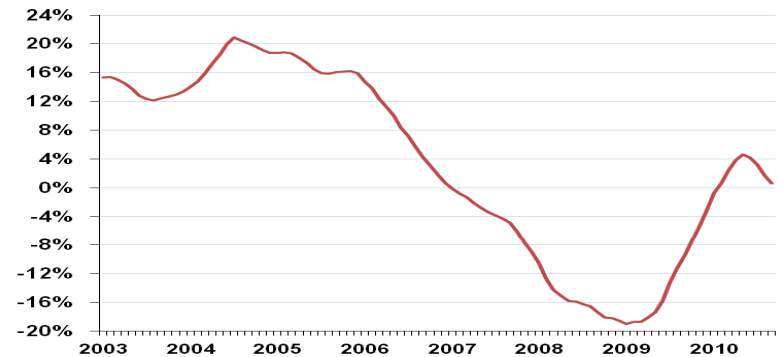
## Forward-Looking Statements

This presentation contains statements concerning Louisiana-Pacific Corporation's (LP) future results and performance that are forward-looking statements within the meaning of the Private Securities Litigation Reform Act of 1995. The accuracy of such statements is subject to a number of risks, uncertainties and assumptions that may cause actual results to differ materially from those projected, including, but not limited to, the effect of general economic conditions, including the level of interest rates and housing starts, market demand for the company's products, and prices for structural products; the effect of forestry, land use, environmental and other governmental regulations; the ability to obtain regulatory approvals, and the risk of losses from fires, floods and other natural disasters. These and other factors that could cause or contribute to actual results differing materially from such forward-looking statements are discussed in greater detail in the company's Securities and Exchange Commission filings.

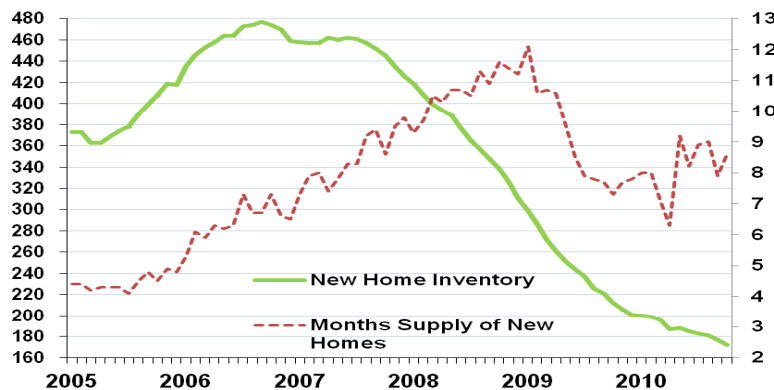
# Market Outlook – New Housing Demand

- Short-term ... what needs to happen?
  - Reduction in the overhang of vacant units for sale
  - Ebb in mortgage foreclosures
    - Success in loan modifications ?
    - “Strategic walk-aways”
  - Stabilization of home prices

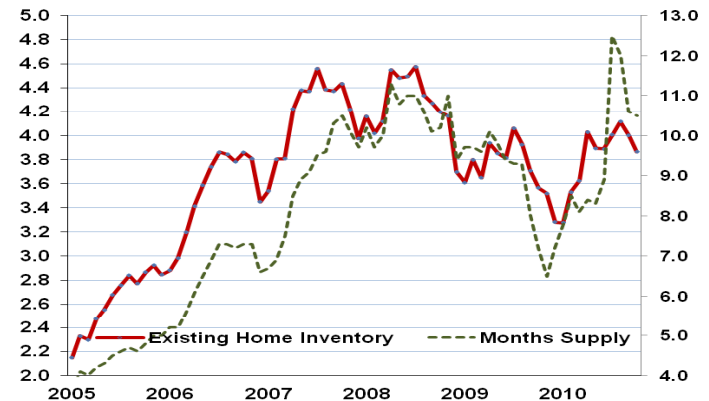
**S&P Case-Shiller Home Price Index (20 city composite-existing homes – percent change, year ago)**



**New Home Inventory / Months Supply**



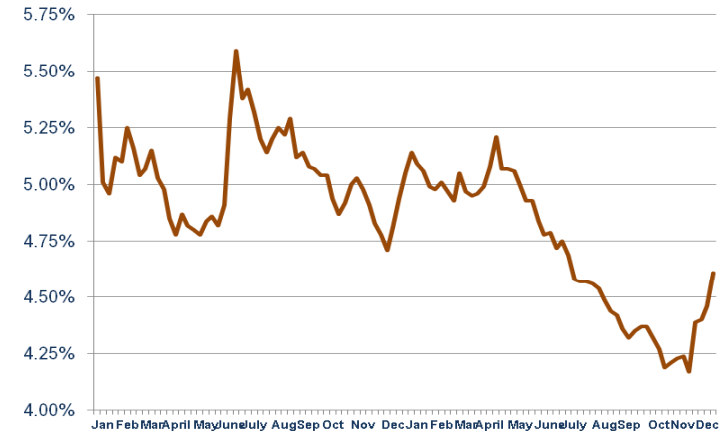
**Existing Home Inventory / Months Supply**



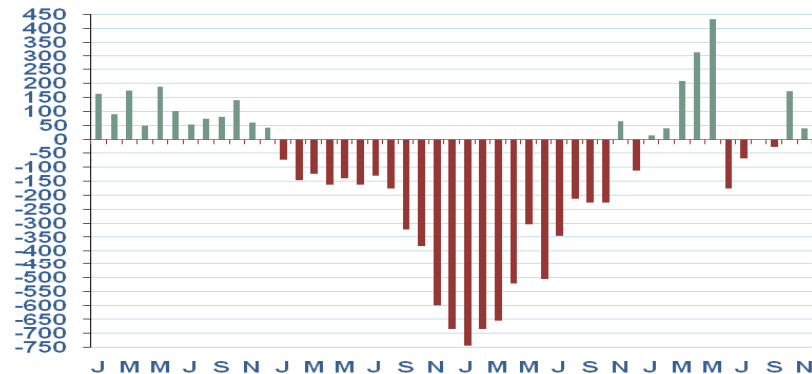
# Market Outlook – New Housing Demand

- Short-term ... what needs to happen?
  - Favorable credit environment
    - Historically low mortgage rates and reasonable access to funding
    - Financing availability for small / medium builder projects
  - Improved employment
    - Fewer jobs being lost
    - Hiring on the rise

**30 –Year Weekly Average Mortgage Rate**



**Number of U.S. Jobs Created/Lost (000)**



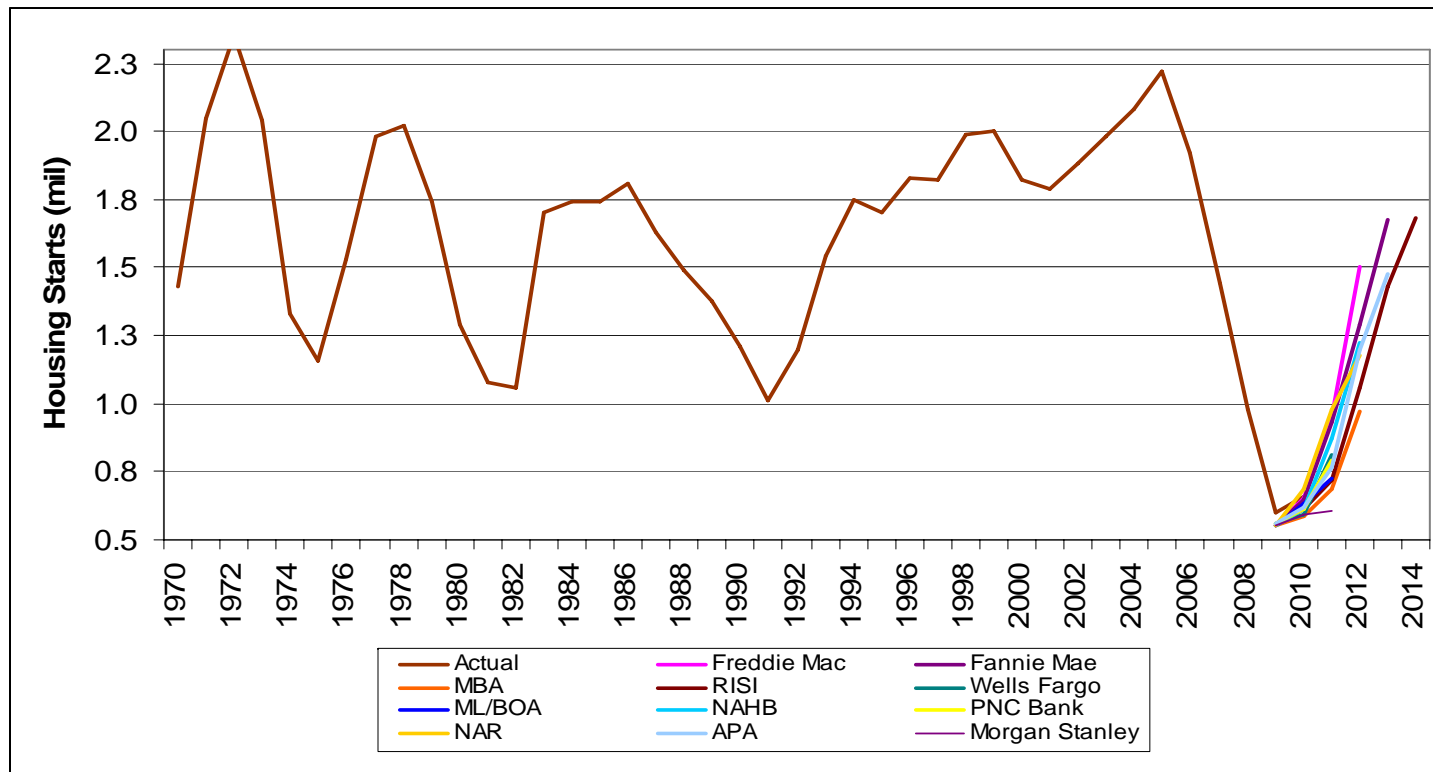
## Market Outlook – New Housing Demand

- Long-term ... outlook is more optimistic
  - Affordability in many areas is as high as it has been for years
  - Positive long-term trends and demographics including: household formations, immigration, and low interest rates
  - New housing starts sustainable at 1.73 – 1.89 million starts per year (2010-2020)\*
  - The question still seems to be “when”, and “how fast”

\* Source: The State of the Nation's Housing – 2009, *Joint Center for Housing Studies of Harvard University*

# Outlook – Housing Forecast Comparison

## Single and Multi-Family Housing Starts Forecasts



Estimates as of December 2010

## Market Outlook – Other Demand

- **Repair / remodel demand has reached bottom**
  - Consumer spending up, positive trend in consumer confidence
  - Delayed projects being started
  - Positive earnings growth at both Home Depot and Lowes
  
- **Commercial and light industrial construction activity has slowed ... project financing issues**



# LP's Businesses

## OSB

- Commodity
- TechShield ® Radiant Barrier
- TopNotch ® Flooring
- Web stock, Rimboard
- FlameBlock

## Engineered Wood Products

- Laminated Veneer Lumber
- I-Joist
- Laminated Strand Lumber

## Siding

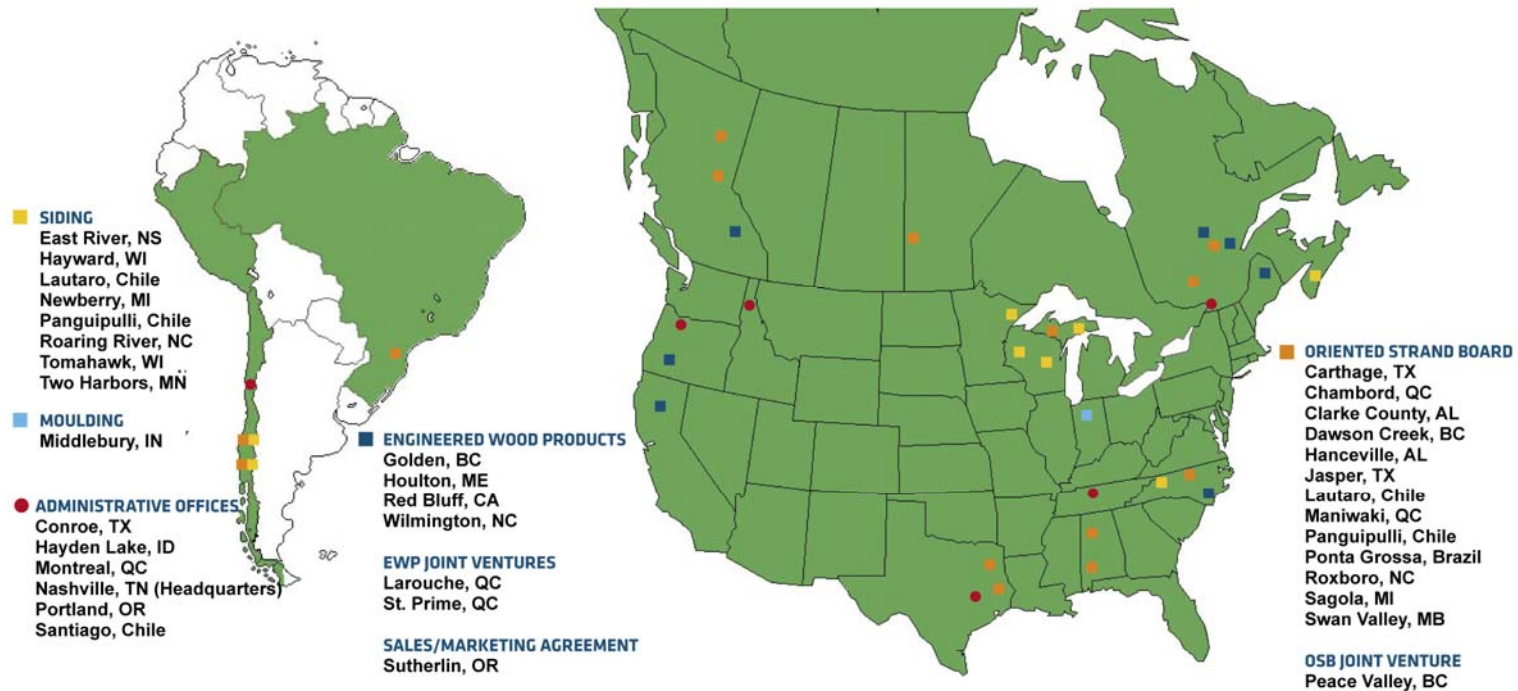
- SmartSide Trim
- Architectural Collection
- Precision Series
- Foundations
- CanExel

## Other

- Moulding
- South America
- U.S. GreenFiber



# Strategically Located Facilities Differentiate LP

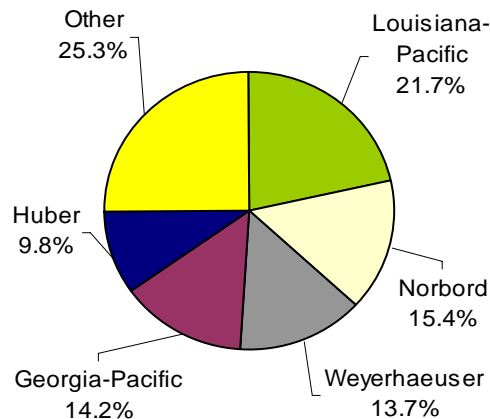


- Strategic location of plants drives efficient order-fulfillment, shipping and distribution of finished products

## Top OSB Company in North America

- 22% OSB market share and 15% market share of structural panels
  - The most mills in NA: 10 LP mills and one JV at Peace Valley
  - The largest production capacity in NA: total of 5.8 bsf
- Diverse offering includes both commodity OSB and value-added OSB
- Broadest geographic coverage in NA provides lower delivered cost
- Ability to leverage assets to support SmartSide, EWP and International strategies – strand expertise

### 2010 OSB Market Share



Source: RISI June 2010 Capacity Report



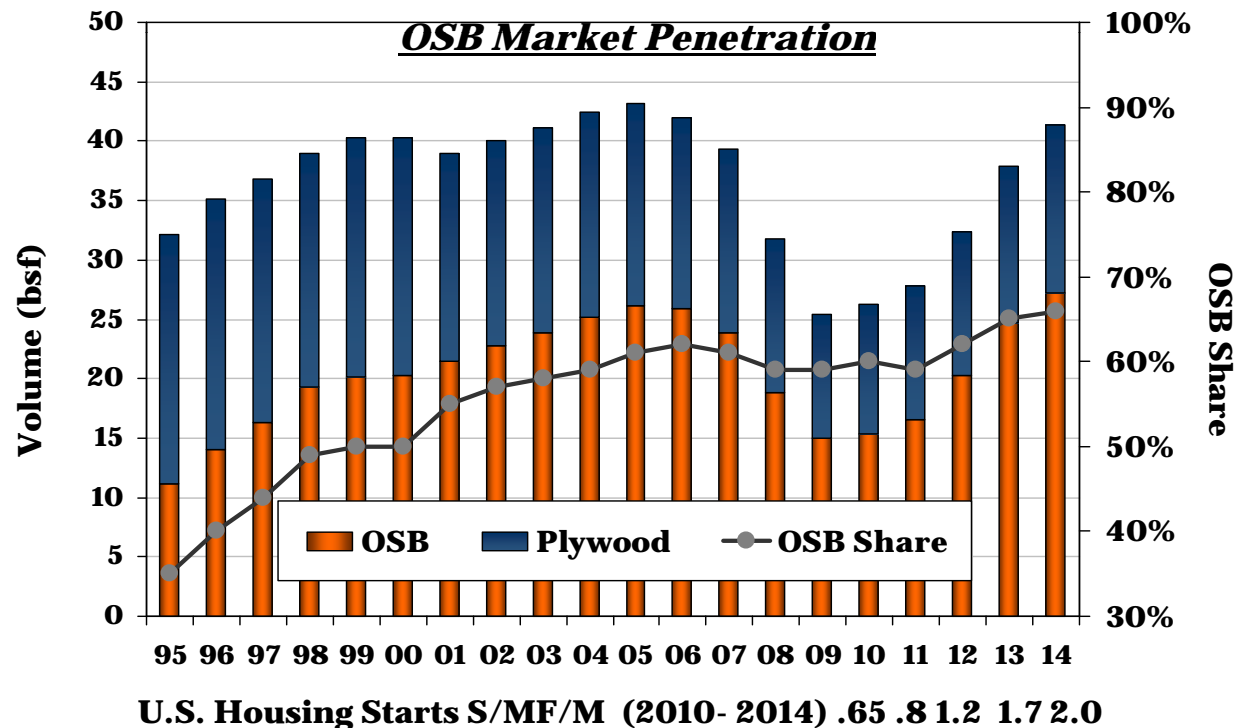
# Attractive OSB Outlook Driven By Strong Fundamentals

## Key Drivers of OSB Demand

- OSB substitution for plywood
- New residential construction
- Repair/remodeling
- Industrial/light commercial

## LP Key Strategies


- Balance regional LP supply and demand
- Provide lowest delivered cost
- Deliver superior quality and service
- Grow value-added OSB



Source: FEA Quarterly Wood Panels Forecast November 2010

# Success in Siding Provides Stability and Growth

- **Leading provider of wood based siding**
  - #1 producer of engineered wood siding
  - Very competitive installed cost
  - Curb appeal, easy to use, consistent
- **SmartSide provides an unmatched offering to builders**
  - Gaining market share from other wood-based siding products, fiber cement, and vinyl
  - Full line of lap, panel, trim and soffit at good, better and best price points
  - Strong retail presence
- **International opportunity with Canoxel pre-finished siding**
  - Deeply textured wood grain appearance in 15 colors
  - Self-aligning installation system



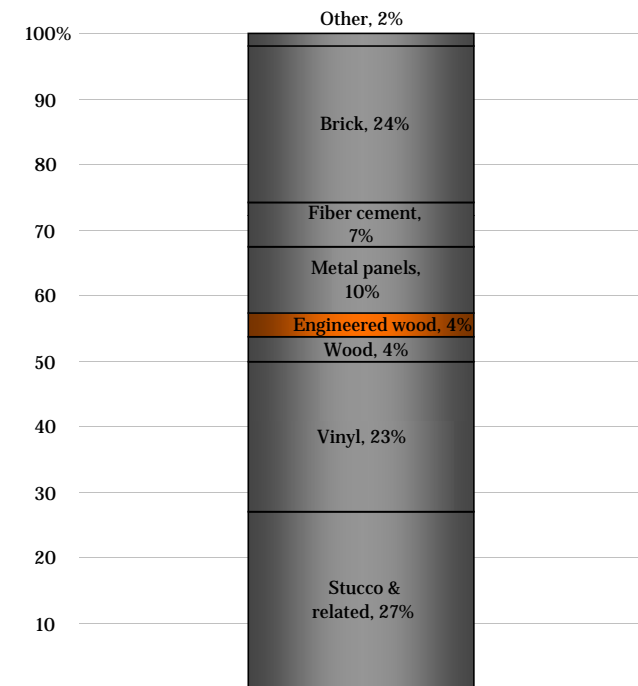
# SmartSide to Leverage Strong Presence in Niche Market into Broader Share Gains

## Strong Stability

- LP currently has 75%+ share of the \$400 million engineered wood siding sub-sector
- Revenues and operating income for Siding division less sensitive to changes in housing starts due to diversity of end markets
- Improved operating income for Siding despite 40% lower housing starts in 2009 relative to 2008
- Opportunity to grow total available market to ~\$3 billion as engineered wood continues to displace fiber cement, vinyl and wood



## Growth Market Opportunity: Capturing Share from Wood, Fiber cement, and Vinyl



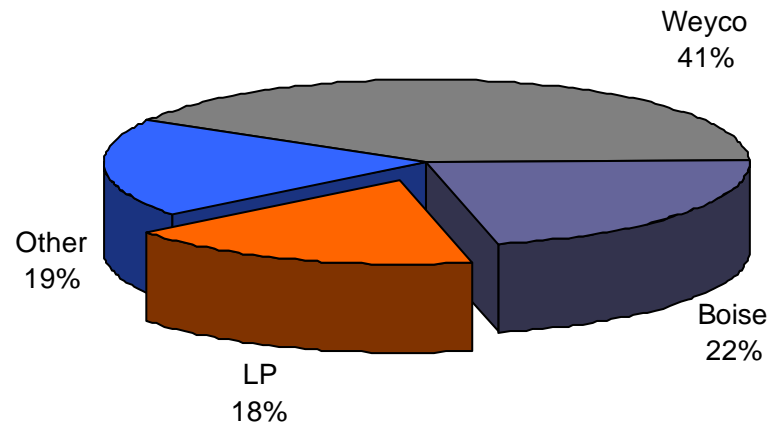
**Total 2009 Siding Market: \$7.5bn  
(Normalized: \$11bn)**

Note: Market size includes non-residential applications and trim

## Positioned for Strong Growth in EWP

- #3 EWP producer in North America
  - #1 producer of solid sawn I-Joist with 220 mmlf capacity<sup>1</sup>
  - Leading provider of LVL (13.4 mmcf capacity<sup>2</sup>) and LSL (7 mmcf capacity)
- Recognized for product quality
  - Reputation matters as product awareness increases
  - Technology is driving lumber displacement: EWP provides higher quality, offers more design flexibility, and saves money and time
- Growing end market demand
  - #1 supplier to two-step independent distribution
  - Sales efforts focused on builder conversions

**2009 EWP Market Share**



1 Based on production capacity


2 Includes 140 mmlf from JV with AbitibiBowater covering two plants in St. Prime and LaRouche, Quebec

3 Includes 4mmcf from marketing agreement with LVL manufacturer



# Ongoing Displacement of Lumber by EWP Provides Significant Growth Potential

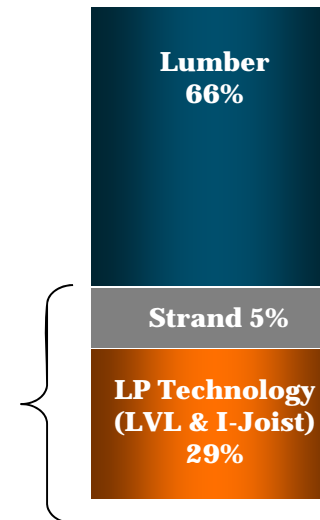
## The “LP EWP House” A Quality Alternative to Lumber



- EWP offers superior technology over traditional lumber
  - Potential for EWP to capture half of traditional lumber market of ~24 BBF
- Significant room for additional displacement exists
- Continue International and non-residential growth

**Total North America  
EWP Potential Market**  
SCL & I-Joist: ~5 BBF (1)


Current EWP Market:



1. Volume based on 1 million housing starts

## Other Attractive Growth Opportunities

- South America
  - Chilean mills support local growth
  - Controlling interest in Brazilian OSB mill
  - Seeding other South American markets
- Mouldings ... profitable interior business at the big three home centers
- U.S. GreenFiber ... largest cellulose insulation business in North America (50% owned JV)
- *Mill capacities:*
  - *Chile — 2 facilities; 290 mmsf*
  - *Brazil — 390 mmsf*
  - *Moulding — 300 mmlf*
  - *U.S. Greenfiber — 12 facilities*







# LP Positioned for Upside When Market Recovers

- A top play in this growing housing upturn
  - High LP Sales \$s per start:
  - OSB, Siding, I-Joist, LVL, Flooring, Radiant barrier
  - Capacity ahead of demand
  - High productivity
  
- Upside opportunity
  - Large, stable, growing % specialty
  - Important supplier to repair and remodel
  - Growing geographic diversification
  
- Mitigated downside
  - Breakeven cash at 600,000 starts
  - LP Brand: Supplier of choice in our markets
  - Strong balance sheet